



AGENDA ITEMS:

1. OLD BUSINESS –

- a. Golf Cart Shed Reconstruct & Finance options #1 / #2
- b. City Hall renovation plans and financing
- c. 2016 Punch List –

2. NEW BUSINESS –

- a. PT Patrol Officer - Chief Grangruth
- b. 2020 Enterprise Fund Budgets – Christina Regas
 - i. Cemetery – Revenue & Expenditures
 - ii. Pine Tree Park – Revenue & Expenditures
 - 1. Camping Rates for 2020
 - iii. Water – Revenue & Expenditures
 - 1. Rate Study
 - iv. Sewer – Revenue & Expenditures
 - 1. Rate Study
 - v. Liquor – Revenue & Expenditures
 - vi. Golf – Revenue & Expenditures
 - 1. Green Fees, Cart Rental, and Cart Storage Rates for 2020
- c. Resolution of Fines & Fees for 2020 – Christina Regas

3. ADJORN

City of Blackduck, Minnesota

\$248,000 General Obligation Bonds, Series 2019

Issue Summary - Proposed New Money & Current Ref 06A & 09A

Assumes Current Market BQ "Non-Rated" Market Rates plus 15bps

Total Issue Sources And Uses

Dated 12/20/2019 | Delivered 12/20/2019

	New Money #1	New Money #2	Cur Ref 2006A	Cur Ref 2009A	Issue Summary
Sources Of Funds					
Par Amount of Bonds	\$58,000.00	\$53,000.00	\$76,000.00	\$61,000.00	\$248,000.00
Total Sources	\$58,000.00	\$53,000.00	\$76,000.00	\$61,000.00	\$248,000.00
Uses Of Funds					
Costs of Issuance	1,099.19	1,004.44	1,440.32	1,156.05	4,700.00
Deposit to Capitalized Interest (CIF) Fund	1,615.14	1,475.90	-	-	3,091.04
Deposit to Project Construction Fund	55,000.00	50,000.00	-	-	105,000.00
Deposit to Current Refunding Fund	-	-	75,000.00	60,000.00	135,000.00
Rounding Amount	285.67	519.66	(440.32)	(156.05)	208.96
Total Uses	\$58,000.00	\$53,000.00	\$76,000.00	\$61,000.00	\$248,000.00

City of Blackduck, Minnesota

\$248,000 General Obligation Bonds, Series 2019

Issue Summary - Proposed New Money & Current Ref 06A & 09A

Assumes Current Market BQ "Non-Rated" Market Rates plus 15bps

Debt Service Schedule

Date	Principal	Coupon	Interest	Total P+I	Fiscal Total
12/20/2019	-	-	-	-	-
08/01/2020	-	-	3,806.11	3,806.11	-
02/01/2021	52,000.00	2.500%	3,100.00	55,100.00	58,906.11
08/01/2021	-	-	2,450.00	2,450.00	-
02/01/2022	65,000.00	2.500%	2,450.00	67,450.00	69,900.00
08/01/2022	-	-	1,637.50	1,637.50	-
02/01/2023	25,000.00	2.500%	1,637.50	26,637.50	28,275.00
08/01/2023	-	-	1,325.00	1,325.00	-
02/01/2024	25,000.00	2.500%	1,325.00	26,325.00	27,650.00
08/01/2024	-	-	1,012.50	1,012.50	-
02/01/2025	11,000.00	2.500%	1,012.50	12,012.50	13,025.00
08/01/2025	-	-	875.00	875.00	-
02/01/2026	11,000.00	2.500%	875.00	11,875.00	12,750.00
08/01/2026	-	-	737.50	737.50	-
02/01/2027	11,000.00	2.500%	737.50	11,737.50	12,475.00
08/01/2027	-	-	600.00	600.00	-
02/01/2028	11,000.00	2.500%	600.00	11,600.00	12,200.00
08/01/2028	-	-	462.50	462.50	-
02/01/2029	12,000.00	2.500%	462.50	12,462.50	12,925.00
08/01/2029	-	-	312.50	312.50	-
02/01/2030	12,000.00	2.500%	312.50	12,312.50	12,625.00
08/01/2030	-	-	162.50	162.50	-
02/01/2031	13,000.00	2.500%	162.50	13,162.50	13,325.00
Total	\$248,000.00	-	\$26,056.11	\$274,056.11	-

Yield Statistics

Bond Year Dollars	\$1,042.24
Average Life	4.203 Years
Average Coupon	2.4999999%
Net Interest Cost (NIC)	2.4999999%
True Interest Cost (TIC)	2.4994441%
Bond Yield for Arbitrage Purposes	2.4994441%
All Inclusive Cost (AIC)	2.9986111%

IRS Form 8038

Net Interest Cost	2.4999999%
Weighted Average Maturity	4.203 Years

City of Blackduck, Minnesota

\$248,000 General Obligation Bonds, Series 2019

Issue Summary - Proposed New Money & Current Ref 06A & 09A

Assumes Current Market BQ "Non-Rated" Market Rates plus 15bps

Debt Service Schedule

Date	Principal	Coupon	Interest	Total P+I	CIF	Net New D/S	Fiscal Total
12/20/2019	-	-	-	-	-	(208.96)	-
02/01/2020	-	-	-	-	-	-	(208.96)
08/01/2020	-	-	3,806.11	3,806.11	(1,703.54)	2,102.57	-
02/01/2021	52,000.00	2.500%	3,100.00	55,100.00	(1,387.50)	53,712.50	55,815.07
08/01/2021	-	-	2,450.00	2,450.00	-	2,450.00	-
02/01/2022	65,000.00	2.500%	2,450.00	67,450.00	-	67,450.00	69,900.00
08/01/2022	-	-	1,637.50	1,637.50	-	1,637.50	-
02/01/2023	25,000.00	2.500%	1,637.50	26,637.50	-	26,637.50	28,275.00
08/01/2023	-	-	1,325.00	1,325.00	-	1,325.00	-
02/01/2024	25,000.00	2.500%	1,325.00	26,325.00	-	26,325.00	27,650.00
08/01/2024	-	-	1,012.50	1,012.50	-	1,012.50	-
02/01/2025	11,000.00	2.500%	1,012.50	12,012.50	-	12,012.50	13,025.00
08/01/2025	-	-	875.00	875.00	-	875.00	-
02/01/2026	11,000.00	2.500%	875.00	11,875.00	-	11,875.00	12,750.00
08/01/2026	-	-	737.50	737.50	-	737.50	-
02/01/2027	11,000.00	2.500%	737.50	11,737.50	-	11,737.50	12,475.00
08/01/2027	-	-	600.00	600.00	-	600.00	-
02/01/2028	11,000.00	2.500%	600.00	11,600.00	-	11,600.00	12,200.00
08/01/2028	-	-	462.50	462.50	-	462.50	-
02/01/2029	12,000.00	2.500%	462.50	12,462.50	-	12,462.50	12,925.00
08/01/2029	-	-	312.50	312.50	-	312.50	-
02/01/2030	12,000.00	2.500%	312.50	12,312.50	-	12,312.50	12,625.00
08/01/2030	-	-	162.50	162.50	-	162.50	-
02/01/2031	13,000.00	2.500%	162.50	13,162.50	-	13,162.50	13,325.00
Total	\$248,000.00	-	\$26,056.11	\$274,056.11	(3,091.04)	\$270,756.11	-

Significant Dates

Dated	12/20/2019
First Coupon Date	8/01/2020

Yield Statistics

Bond Year Dollars	\$1,042.24
Average Life	4.203 Years
Average Coupon	2.4999999%
Net Interest Cost (NIC)	2.4999999%
True Interest Cost (TIC)	2.4994441%
Bond Yield for Arbitrage Purposes	2.4994441%
All Inclusive Cost (AIC)	2.9986111%

IRS Form 8038

Net Interest Cost	2.4999999%
Weighted Average Maturity	4.203 Years

City of Blackduck, Minnesota

\$58,000 General Obligation Bonds, Series 2019

New Money #1

Debt Service Schedule

Date	Principal	Coupon	Interest	Total P+I	CIF	Net New D/S	Fiscal Total
12/20/2019	-	-	-	-	-	-	-
08/01/2020	-	-	890.14	890.14	(890.14)	-	-
02/01/2021	-	-	725.00	725.00	(725.00)	-	-
08/01/2021	-	-	725.00	725.00	-	725.00	-
02/01/2022	5,000.00	2.500%	725.00	5,725.00	-	5,725.00	6,450.00
08/01/2022	-	-	662.50	662.50	-	662.50	-
02/01/2023	5,000.00	2.500%	662.50	5,662.50	-	5,662.50	6,325.00
08/01/2023	-	-	600.00	600.00	-	600.00	-
02/01/2024	5,000.00	2.500%	600.00	5,600.00	-	5,600.00	6,200.00
08/01/2024	-	-	537.50	537.50	-	537.50	-
02/01/2025	6,000.00	2.500%	537.50	6,537.50	-	6,537.50	7,075.00
08/01/2025	-	-	462.50	462.50	-	462.50	-
02/01/2026	6,000.00	2.500%	462.50	6,462.50	-	6,462.50	6,925.00
08/01/2026	-	-	387.50	387.50	-	387.50	-
02/01/2027	6,000.00	2.500%	387.50	6,387.50	-	6,387.50	6,775.00
08/01/2027	-	-	312.50	312.50	-	312.50	-
02/01/2028	6,000.00	2.500%	312.50	6,312.50	-	6,312.50	6,625.00
08/01/2028	-	-	237.50	237.50	-	237.50	-
02/01/2029	6,000.00	2.500%	237.50	6,237.50	-	6,237.50	6,475.00
08/01/2029	-	-	162.50	162.50	-	162.50	-
02/01/2030	6,000.00	2.500%	162.50	6,162.50	-	6,162.50	6,325.00
08/01/2030	-	-	87.50	87.50	-	87.50	-
02/01/2031	7,000.00	2.500%	87.50	7,087.50	-	7,087.50	7,175.00
Total	\$58,000.00	-	\$9,965.14	\$67,965.14	(1,615.14)	\$66,350.00	-

Significant Dates

Dated	12/20/2019
First Coupon Date	8/01/2020

Yield Statistics

Bond Year Dollars	\$398.61
Average Life	6.873 Years
Average Coupon	2.5000003%
Net Interest Cost (NIC)	2.5000003%
True Interest Cost (TIC)	2.4996540%
Bond Yield for Arbitrage Purposes	2.4994441%
All Inclusive Cost (AIC)	2.8094350%

IRS Form 8038

Net Interest Cost	2.5000003%
Weighted Average Maturity	6.873 Years

City of Blackduck, Minnesota

\$53,000 General Obligation Bonds, Series 2019

New Money #2

Debt Service Schedule

Date	Principal	Coupon	Interest	Total P+I	CIF	Net New D/S	Fiscal Total
12/20/2019	-	-	-	-	-	-	-
08/01/2020	-	-	813.40	813.40	(813.40)	-	-
02/01/2021	-	-	662.50	662.50	(662.50)	-	-
08/01/2021	-	-	662.50	662.50	-	662.50	-
02/01/2022	5,000.00	2.500%	662.50	5,662.50	-	5,662.50	6,325.00
08/01/2022	-	-	600.00	600.00	-	600.00	-
02/01/2023	5,000.00	2.500%	600.00	5,600.00	-	5,600.00	6,200.00
08/01/2023	-	-	537.50	537.50	-	537.50	-
02/01/2024	5,000.00	2.500%	537.50	5,537.50	-	5,537.50	6,075.00
08/01/2024	-	-	475.00	475.00	-	475.00	-
02/01/2025	5,000.00	2.500%	475.00	5,475.00	-	5,475.00	5,950.00
08/01/2025	-	-	412.50	412.50	-	412.50	-
02/01/2026	5,000.00	2.500%	412.50	5,412.50	-	5,412.50	5,825.00
08/01/2026	-	-	350.00	350.00	-	350.00	-
02/01/2027	5,000.00	2.500%	350.00	5,350.00	-	5,350.00	5,700.00
08/01/2027	-	-	287.50	287.50	-	287.50	-
02/01/2028	5,000.00	2.500%	287.50	5,287.50	-	5,287.50	5,575.00
08/01/2028	-	-	225.00	225.00	-	225.00	-
02/01/2029	6,000.00	2.500%	225.00	6,225.00	-	6,225.00	6,450.00
08/01/2029	-	-	150.00	150.00	-	150.00	-
02/01/2030	6,000.00	2.500%	150.00	6,150.00	-	6,150.00	6,300.00
08/01/2030	-	-	75.00	75.00	-	75.00	-
02/01/2031	6,000.00	2.500%	75.00	6,075.00	-	6,075.00	6,150.00
Total	\$53,000.00	-	\$9,025.90	\$62,025.90	(1,475.90)	\$60,550.00	-

Significant Dates

Dated	12/20/2019
First Coupon Date	8/01/2020

Yield Statistics

Bond Year Dollars	\$361.04
Average Life	6.812 Years
Average Coupon	2.4999992%
Net Interest Cost (NIC)	2.4999992%
True Interest Cost (TIC)	2.4996498%
Bond Yield for Arbitrage Purposes	2.4994441%
All Inclusive Cost (AIC)	2.8122033%

IRS Form 8038

Net Interest Cost	2.4999992%
Weighted Average Maturity	6.812 Years

City of Blackduck, Minnesota

\$76,000 General Obligation Bonds, Series 2019

Cur Ref 2006A

Debt Service Schedule

Date	Principal	Coupon	Interest	Total P+I	Fiscal Total
12/20/2019	-	-	-	-	-
08/01/2020	-	-	1,166.39	1,166.39	-
02/01/2021	36,000.00	2.500%	950.00	36,950.00	38,116.39
08/01/2021	-	-	500.00	500.00	-
02/01/2022	40,000.00	2.500%	500.00	40,500.00	41,000.00
Total	\$76,000.00	-	\$3,116.39	\$79,116.39	-

Yield Statistics

Bond Year Dollars	\$124.66
Average Life	1.640 Years
Average Coupon	2.5000009%
Net Interest Cost (NIC)	2.5000009%
True Interest Cost (TIC)	2.4986563%
Bond Yield for Arbitrage Purposes	2.4994441%
All Inclusive Cost (AIC)	3.7028025%

IRS Form 8038

Net Interest Cost	2.5000009%
Weighted Average Maturity	1.640 Years

City of Blackduck, Minnesota

\$76,000 General Obligation Bonds, Series 2019

Cur Ref 2006A

Debt Service Comparison

Date	Total P+I	Net New D/S	Old Net D/S	Savings
02/01/2020	-	440.32	-	(440.32)
02/01/2021	38,116.39	38,116.39	38,487.50	371.11
02/01/2022	41,000.00	41,000.00	41,860.00	860.00
Total	\$79,116.39	\$79,556.71	\$80,347.50	\$790.79

PV Analysis Summary (Net to Net)

Gross PV Debt Service Savings.....	1,189.11
Net PV Cashflow Savings @ 2.499%(Bond Yield).....	1,189.11
Contingency or Rounding Amount.....	(440.32)
Net Present Value Benefit	\$748.79
Net PV Benefit / \$77,188.15 PV Refunded Debt Service	0.970%
Net PV Benefit / \$75,000 Refunded Principal...	0.998%
Net PV Benefit / \$76,000 Refunding Principal..	0.985%

Refunding Bond Information

Refunding Dated Date	12/20/2019
Refunding Delivery Date	12/20/2019

City of Blackduck, Minnesota

\$495,000 G.O. Bonds, Series 2006A

Prior Original Debt Service

Date	Principal	Coupon	Interest	Total P+I	Fiscal Total
02/01/2020	-	-	-	-	-
08/01/2020	-	-	1,743.75	1,743.75	-
02/01/2021	35,000.00	4.650%	1,743.75	36,743.75	38,487.50
08/01/2021	-	-	930.00	930.00	-
02/01/2022	40,000.00	4.650%	930.00	40,930.00	41,860.00
Total	\$75,000.00	-	\$5,347.50	\$80,347.50	-

Yield Statistics

Base date for Avg. Life & Avg. Coupon Calculation	12/20/2019
Average Life	1.647 Years
Average Coupon	4.6500020%
Weighted Average Maturity (Par Basis)	1.647 Years
Weighted Average Maturity (Original Price Basis)	1.647 Years

Refunding Bond Information

Refunding Dated Date	12/20/2019
Refunding Delivery Date	12/20/2019

City of Blackduck, Minnesota

\$495,000 G.O. Bonds, Series 2006A

Debt Service To Maturity And To Call

Date	Refunded Bonds	D/S To Call	Principal	Coupon	Interest	Refunded D/S
12/20/2019	-	-	-	-	-	-
02/01/2020	75,000.00	75,000.00	-	-	-	-
08/01/2020	-	-	-	-	1,743.75	1,743.75
02/01/2021	-	-	35,000.00	4.650%	1,743.75	36,743.75
08/01/2021	-	-	-	-	930.00	930.00
02/01/2022	-	-	40,000.00	4.650%	930.00	40,930.00
Total	\$75,000.00	\$75,000.00	\$75,000.00	-	\$5,347.50	\$80,347.50

Yield Statistics

Base date for Avg. Life & Avg. Coupon Calculation	12/20/2019
Average Life	1.647 Years
Average Coupon	4.6500020%
Weighted Average Maturity (Par Basis)	1.647 Years
Weighted Average Maturity (Original Price Basis)	1.647 Years

Refunding Bond Information

Refunding Dated Date	12/20/2019
Refunding Delivery Date	12/20/2019

City of Blackduck, Minnesota

\$61,000 General Obligation Bonds, Series 2019

Cur Ref 2009A

Debt Service Schedule

Date	Principal	Coupon	Interest	Total P+I	Fiscal Total
12/20/2019	-	-	-	-	-
08/01/2020	-	-	936.18	936.18	-
02/01/2021	16,000.00	2.500%	762.50	16,762.50	17,698.68
08/01/2021	-	-	562.50	562.50	-
02/01/2022	15,000.00	2.500%	562.50	15,562.50	16,125.00
08/01/2022	-	-	375.00	375.00	-
02/01/2023	15,000.00	2.500%	375.00	15,375.00	15,750.00
08/01/2023	-	-	187.50	187.50	-
02/01/2024	15,000.00	2.500%	187.50	15,187.50	15,375.00
Total	\$61,000.00	-	\$3,948.68	\$64,948.68	-

Yield Statistics

Bond Year Dollars	\$157.95
Average Life	2.589 Years
Average Coupon	2.4999996%
Net Interest Cost (NIC)	2.4999996%
True Interest Cost (TIC)	2.4991342%
Bond Yield for Arbitrage Purposes	2.4994441%
All Inclusive Cost (AIC)	3.2741112%

IRS Form 8038

Net Interest Cost	2.4999996%
Weighted Average Maturity	2.589 Years

City of Blackduck, Minnesota

\$61,000 General Obligation Bonds, Series 2019

Cur Ref 2009A

Debt Service Comparison

Date	Total P+I	Net New D/S	Old Net D/S	Savings
02/01/2020	-	156.05	-	(156.05)
02/01/2021	17,698.68	17,698.68	17,426.26	(272.42)
02/01/2022	16,125.00	16,125.00	16,856.26	731.26
02/01/2023	15,750.00	15,750.00	16,256.26	506.26
02/01/2024	15,375.00	15,375.00	15,637.50	262.50
Total	\$64,948.68	\$65,104.73	\$66,176.28	\$1,071.55

PV Analysis Summary (Net to Net)

Gross PV Debt Service Savings.....	1,146.56
Net PV Cashflow Savings @ 2.499%(Bond Yield)....	1,146.56
Contingency or Rounding Amount.....	(156.05)
Net Present Value Benefit	\$990.51
Net PV Benefit / \$62,146.09 PV Refunded Debt Service	1.594%
Net PV Benefit / \$60,000 Refunded Principal...	1.651%
Net PV Benefit / \$61,000 Refunding Principal..	1.624%

Refunding Bond Information

Refunding Dated Date	12/20/2019
Refunding Delivery Date	12/20/2019

City of Blackduck, Minnesota

\$445,000 G.O. Refunding Bonds, Series 2009A

Prior Original Debt Service

Date	Principal	Coupon	Interest	Total P+I	Fiscal Total
02/01/2020	-	-	-	-	-
08/01/2020	-	-	1,213.13	1,213.13	-
02/01/2021	15,000.00	3.800%	1,213.13	16,213.13	17,426.26
08/01/2021	-	-	928.13	928.13	-
02/01/2022	15,000.00	4.000%	928.13	15,928.13	16,856.26
08/01/2022	-	-	628.13	628.13	-
02/01/2023	15,000.00	4.125%	628.13	15,628.13	16,256.26
08/01/2023	-	-	318.75	318.75	-
02/01/2024	15,000.00	4.250%	318.75	15,318.75	15,637.50
Total	\$60,000.00	-	\$6,176.28	\$66,176.28	-

Yield Statistics

Base date for Avg. Life & Avg. Coupon Calculation	12/20/2019
Average Life	2.614 Years
Average Coupon	4.1143039%
Weighted Average Maturity (Par Basis)	2.614 Years
Weighted Average Maturity (Original Price Basis)	2.614 Years

Refunding Bond Information

Refunding Dated Date	12/20/2019
Refunding Delivery Date	12/20/2019

City of Blackduck, Minnesota

\$445,000 G.O. Refunding Bonds, Series 2009A

Debt Service To Maturity And To Call

Date	Refunded Bonds	D/S To Call	Principal	Coupon	Interest	Refunded D/S
12/20/2019	-	-	-	-	-	-
02/01/2020	60,000.00	60,000.00	-	-	-	-
08/01/2020	-	-	-	-	1,213.13	1,213.13
02/01/2021	-	-	15,000.00	3.800%	1,213.13	16,213.13
08/01/2021	-	-	-	-	928.13	928.13
02/01/2022	-	-	15,000.00	4.000%	928.13	15,928.13
08/01/2022	-	-	-	-	628.13	628.13
02/01/2023	-	-	15,000.00	4.125%	628.13	15,628.13
08/01/2023	-	-	-	-	318.75	318.75
02/01/2024	-	-	15,000.00	4.250%	318.75	15,318.75
Total	\$60,000.00	\$60,000.00	\$60,000.00	-	\$6,176.28	\$66,176.28

Yield Statistics

Base date for Avg. Life & Avg. Coupon Calculation	12/20/2019
Average Life	2.614 Years
Average Coupon	4.1143039%
Weighted Average Maturity (Par Basis)	2.614 Years
Weighted Average Maturity (Original Price Basis)	2.614 Years

Refunding Bond Information

Refunding Dated Date	12/20/2019
Refunding Delivery Date	12/20/2019

City of Blackduck, Minnesota

\$281,000 General Obligation Bonds, Series 2020

Issue Summary - Proposed New Money & Current Ref 06A & 09A

Assumes Current Market BQ "Non-Rated" Market Rates

Total Issue Sources And Uses

Dated 02/06/2020 | Delivered 02/06/2020

	New Money #1	New Money #2	Cur Ref 2006A	Cur Ref 2009A	Issue Summary
Sources Of Funds					
Par Amount of Bonds	\$69,000.00	\$73,000.00	\$78,000.00	\$61,000.00	\$281,000.00
Total Sources	\$69,000.00	\$73,000.00	\$78,000.00	\$61,000.00	\$281,000.00
Uses Of Funds					
Costs of Issuance	1,645.19	1,740.57	1,859.79	1,454.45	6,700.00
Deposit to Capitalized Interest (CIF) Fund	1,701.04	1,799.65	-	-	3,500.69
Deposit to Project Construction Fund	65,000.00	70,000.00	-	-	135,000.00
Deposit to Current Refunding Fund	-	-	75,290.63	60,202.19	135,492.82
Rounding Amount	653.77	(540.22)	849.58	(656.64)	306.49
Total Uses	\$69,000.00	\$73,000.00	\$78,000.00	\$61,000.00	\$281,000.00

City of Blackduck, Minnesota

\$281,000 General Obligation Bonds, Series 2020

Issue Summary - Proposed New Money & Current Ref 06A & 09A

Assumes Current Market BQ "Non-Rated" Market Rates

Debt Service Schedule

Date	Principal	Coupon	Interest	Total P+I	Fiscal Total
02/06/2020	-	-	-	-	-
08/01/2020	-	-	3,414.93	3,414.93	-
02/01/2021	53,000.00	2.500%	3,512.50	56,512.50	59,927.43
08/01/2021	-	-	2,850.00	2,850.00	-
02/01/2022	68,000.00	2.500%	2,850.00	70,850.00	73,700.00
08/01/2022	-	-	2,000.00	2,000.00	-
02/01/2023	28,000.00	2.500%	2,000.00	30,000.00	32,000.00
08/01/2023	-	-	1,650.00	1,650.00	-
02/01/2024	28,000.00	2.500%	1,650.00	29,650.00	31,300.00
08/01/2024	-	-	1,300.00	1,300.00	-
02/01/2025	14,000.00	2.500%	1,300.00	15,300.00	16,600.00
08/01/2025	-	-	1,125.00	1,125.00	-
02/01/2026	14,000.00	2.500%	1,125.00	15,125.00	16,250.00
08/01/2026	-	-	950.00	950.00	-
02/01/2027	14,000.00	2.500%	950.00	14,950.00	15,900.00
08/01/2027	-	-	775.00	775.00	-
02/01/2028	15,000.00	2.500%	775.00	15,775.00	16,550.00
08/01/2028	-	-	587.50	587.50	-
02/01/2029	15,000.00	2.500%	587.50	15,587.50	16,175.00
08/01/2029	-	-	400.00	400.00	-
02/01/2030	16,000.00	2.500%	400.00	16,400.00	16,800.00
08/01/2030	-	-	200.00	200.00	-
02/01/2031	16,000.00	2.500%	200.00	16,200.00	16,400.00
Total	\$281,000.00	-	\$30,602.43	\$311,602.43	-

Yield Statistics

Bond Year Dollars	\$1,224.10
Average Life	4.356 Years
Average Coupon	2.500000%
Net Interest Cost (NIC)	2.500000%
True Interest Cost (TIC)	2.5000520%
Bond Yield for Arbitrage Purposes	2.5000520%
All Inclusive Cost (AIC)	3.1099749%

IRS Form 8038

Net Interest Cost	2.500000%
Weighted Average Maturity	4.356 Years

City of Blackduck, Minnesota

\$281,000 General Obligation Bonds, Series 2020

Issue Summary - Proposed New Money & Current Ref 06A & 09A

Assumes Current Market BQ "Non-Rated" Market Rates

Debt Service Schedule

Date	Principal	Coupon	Interest	Total P+I	CIF	Net New D/S	Fiscal Total
02/06/2020	-	-	-	-	-	(306.49)	-
08/01/2020	-	-	3,414.93	3,414.93	(1,725.69)	1,689.24	-
02/01/2021	53,000.00	2.500%	3,512.50	56,512.50	(1,775.00)	54,737.50	56,120.25
08/01/2021	-	-	2,850.00	2,850.00	-	2,850.00	-
02/01/2022	68,000.00	2.500%	2,850.00	70,850.00	-	70,850.00	73,700.00
08/01/2022	-	-	2,000.00	2,000.00	-	2,000.00	-
02/01/2023	28,000.00	2.500%	2,000.00	30,000.00	-	30,000.00	32,000.00
08/01/2023	-	-	1,650.00	1,650.00	-	1,650.00	-
02/01/2024	28,000.00	2.500%	1,650.00	29,650.00	-	29,650.00	31,300.00
08/01/2024	-	-	1,300.00	1,300.00	-	1,300.00	-
02/01/2025	14,000.00	2.500%	1,300.00	15,300.00	-	15,300.00	16,600.00
08/01/2025	-	-	1,125.00	1,125.00	-	1,125.00	-
02/01/2026	14,000.00	2.500%	1,125.00	15,125.00	-	15,125.00	16,250.00
08/01/2026	-	-	950.00	950.00	-	950.00	-
02/01/2027	14,000.00	2.500%	950.00	14,950.00	-	14,950.00	15,900.00
08/01/2027	-	-	775.00	775.00	-	775.00	-
02/01/2028	15,000.00	2.500%	775.00	15,775.00	-	15,775.00	16,550.00
08/01/2028	-	-	587.50	587.50	-	587.50	-
02/01/2029	15,000.00	2.500%	587.50	15,587.50	-	15,587.50	16,175.00
08/01/2029	-	-	400.00	400.00	-	400.00	-
02/01/2030	16,000.00	2.500%	400.00	16,400.00	-	16,400.00	16,800.00
08/01/2030	-	-	200.00	200.00	-	200.00	-
02/01/2031	16,000.00	2.500%	200.00	16,200.00	-	16,200.00	16,400.00
Total	\$281,000.00	-	\$30,602.43	\$311,602.43	(3,500.69)	\$307,795.25	-

Significant Dates

Dated	2/06/2020
First Coupon Date	8/01/2020

Yield Statistics

Bond Year Dollars	\$1,224.10
Average Life	4.356 Years
Average Coupon	2.5000000%
Net Interest Cost (NIC)	2.5000000%
True Interest Cost (TIC)	2.5000520%
Bond Yield for Arbitrage Purposes	2.5000520%
All Inclusive Cost (AIC)	3.1099749%

IRS Form 8038

Net Interest Cost	2.5000000%
Weighted Average Maturity	4.356 Years

City of Blackduck, Minnesota

\$69,000 General Obligation Bonds, Series 2020

New Money #1

Debt Service Schedule

Date	Principal	Coupon	Interest	Total P+I	CIF	Net New D/S	Fiscal Total
02/06/2020	-	-	-	-	-	-	-
08/01/2020	-	-	838.54	838.54	(838.54)	-	-
02/01/2021	-	-	862.50	862.50	(862.50)	-	-
08/01/2021	-	-	862.50	862.50	-	862.50	-
02/01/2022	6,000.00	2.500%	862.50	6,862.50	-	6,862.50	7,725.00
08/01/2022	-	-	787.50	787.50	-	787.50	-
02/01/2023	6,000.00	2.500%	787.50	6,787.50	-	6,787.50	7,575.00
08/01/2023	-	-	712.50	712.50	-	712.50	-
02/01/2024	6,000.00	2.500%	712.50	6,712.50	-	6,712.50	7,425.00
08/01/2024	-	-	637.50	637.50	-	637.50	-
02/01/2025	7,000.00	2.500%	637.50	7,637.50	-	7,637.50	8,275.00
08/01/2025	-	-	550.00	550.00	-	550.00	-
02/01/2026	7,000.00	2.500%	550.00	7,550.00	-	7,550.00	8,100.00
08/01/2026	-	-	462.50	462.50	-	462.50	-
02/01/2027	7,000.00	2.500%	462.50	7,462.50	-	7,462.50	7,925.00
08/01/2027	-	-	375.00	375.00	-	375.00	-
02/01/2028	7,000.00	2.500%	375.00	7,375.00	-	7,375.00	7,750.00
08/01/2028	-	-	287.50	287.50	-	287.50	-
02/01/2029	7,000.00	2.500%	287.50	7,287.50	-	7,287.50	7,575.00
08/01/2029	-	-	200.00	200.00	-	200.00	-
02/01/2030	8,000.00	2.500%	200.00	8,200.00	-	8,200.00	8,400.00
08/01/2030	-	-	100.00	100.00	-	100.00	-
02/01/2031	8,000.00	2.500%	100.00	8,100.00	-	8,100.00	8,200.00
Total	\$69,000.00	-	\$11,651.04	\$80,651.04	(1,701.04)	\$78,950.00	-

Significant Dates

Dated	2/06/2020
First Coupon Date	8/01/2020

Yield Statistics

Bond Year Dollars	\$466.04
Average Life	6.754 Years
Average Coupon	2.4999996%
Net Interest Cost (NIC)	2.4999996%
True Interest Cost (TIC)	2.5000337%
Bond Yield for Arbitrage Purposes	2.5000520%
All Inclusive Cost (AIC)	2.8975863%

IRS Form 8038

Net Interest Cost	2.4999996%
Weighted Average Maturity	6.754 Years

City of Blackduck, Minnesota

\$73,000 General Obligation Bonds, Series 2020

New Money #2

Debt Service Schedule

Date	Principal	Coupon	Interest	Total P+I	CIF	Net New D/S	Fiscal Total
02/06/2020	-	-	-	-	-	-	-
08/01/2020	-	-	887.15	887.15	(887.15)	-	-
02/01/2021	-	-	912.50	912.50	(912.50)	-	-
08/01/2021	-	-	912.50	912.50	-	912.50	-
02/01/2022	6,000.00	2.500%	912.50	6,912.50	-	6,912.50	7,825.00
08/01/2022	-	-	837.50	837.50	-	837.50	-
02/01/2023	7,000.00	2.500%	837.50	7,837.50	-	7,837.50	8,675.00
08/01/2023	-	-	750.00	750.00	-	750.00	-
02/01/2024	7,000.00	2.500%	750.00	7,750.00	-	7,750.00	8,500.00
08/01/2024	-	-	662.50	662.50	-	662.50	-
02/01/2025	7,000.00	2.500%	662.50	7,662.50	-	7,662.50	8,325.00
08/01/2025	-	-	575.00	575.00	-	575.00	-
02/01/2026	7,000.00	2.500%	575.00	7,575.00	-	7,575.00	8,150.00
08/01/2026	-	-	487.50	487.50	-	487.50	-
02/01/2027	7,000.00	2.500%	487.50	7,487.50	-	7,487.50	7,975.00
08/01/2027	-	-	400.00	400.00	-	400.00	-
02/01/2028	8,000.00	2.500%	400.00	8,400.00	-	8,400.00	8,800.00
08/01/2028	-	-	300.00	300.00	-	300.00	-
02/01/2029	8,000.00	2.500%	300.00	8,300.00	-	8,300.00	8,600.00
08/01/2029	-	-	200.00	200.00	-	200.00	-
02/01/2030	8,000.00	2.500%	200.00	8,200.00	-	8,200.00	8,400.00
08/01/2030	-	-	100.00	100.00	-	100.00	-
02/01/2031	8,000.00	2.500%	100.00	8,100.00	-	8,100.00	8,200.00
Total	\$73,000.00	-	\$12,249.65	\$85,249.65	(1,799.65)	\$83,450.00	-

Significant Dates

Dated	2/06/2020
First Coupon Date	8/01/2020

Yield Statistics

Bond Year Dollars	\$489.99
Average Life	6.712 Years
Average Coupon	2.4999994%
Net Interest Cost (NIC)	2.4999994%
True Interest Cost (TIC)	2.5000336%
Bond Yield for Arbitrage Purposes	2.5000520%
All Inclusive Cost (AIC)	2.8998747%

IRS Form 8038

Net Interest Cost	2.4999994%
Weighted Average Maturity	6.712 Years

City of Blackduck, Minnesota

\$78,000 General Obligation Bonds, Series 2020

Cur Ref 2006A

Debt Service Schedule

Date	Principal	Coupon	Interest	Total P+I	Fiscal Total
02/06/2020	-	-	-	-	-
08/01/2020	-	-	947.92	947.92	-
02/01/2021	37,000.00	2.500%	975.00	37,975.00	38,922.92
08/01/2021	-	-	512.50	512.50	-
02/01/2022	41,000.00	2.500%	512.50	41,512.50	42,025.00
Total	\$78,000.00	-	\$2,947.92	\$80,947.92	-

Yield Statistics

Bond Year Dollars	\$117.92
Average Life	1.512 Years
Average Coupon	2.500028%
Net Interest Cost (NIC)	2.500028%
True Interest Cost (TIC)	2.5001439%
Bond Yield for Arbitrage Purposes	2.5000520%
All Inclusive Cost (AIC)	4.1491434%

IRS Form 8038

Net Interest Cost	2.500028%
Weighted Average Maturity	1.512 Years

City of Blackduck, Minnesota

\$78,000 General Obligation Bonds, Series 2020

Cur Ref 2006A

Debt Service Comparison

Date	Total P+I	Net New D/S	Old Net D/S	Savings
02/01/2021	38,922.92	38,073.34	38,487.50	414.16
02/01/2022	42,025.00	42,025.00	41,860.00	(165.00)
Total	\$80,947.92	\$80,098.34	\$80,347.50	\$249.16

PV Analysis Summary (Net to Net)

Gross PV Debt Service Savings.....	(567.26)
Net PV Cashflow Savings @ 2.500%(Bond Yield)....	(567.26)
Contingency or Rounding Amount.....	849.58
Net Present Value Benefit	\$282.32
Net PV Benefit / \$77,432.84 PV Refunded Debt Service	0.365%
Net PV Benefit / \$75,000 Refunded Principal...	0.376%
Net PV Benefit / \$78,000 Refunding Principal..	0.362%

Refunding Bond Information

Refunding Dated Date	2/06/2020
Refunding Delivery Date	2/06/2020

City of Blackduck, Minnesota

\$78,000 General Obligation Bonds, Series 2020

Cur Ref 2006A

Current Refunding Escrow

Date	Principal	Rate	Receipts	Disbursements	Cash Balance
02/06/2020	-	-	0.63	-	0.63
03/01/2020	75,290.00	-	75,290.00	75,290.63	-
Total	\$75,290.00	-	\$75,290.63	\$75,290.63	-

Investment Parameters

Investment Model [PV, GIC, or Securities]	Securities
Default investment yield target	Unrestricted
Cash Deposit	0.63
Cost of Investments Purchased with Bond Proceeds	75,290.00
Total Cost of Investments	\$75,290.63
Target Cost of Investments at bond yield	\$75,160.84
Actual positive or (negative) arbitrage	(129.79)
Yield to Receipt	-
Yield for Arbitrage Purposes	2.5000520%

City of Blackduck, Minnesota

\$495,000 G.O. Bonds, Series 2006A

Prior Original Debt Service

Date	Principal	Coupon	Interest	Total P+I	Fiscal Total
02/01/2020	-	-	-	-	-
08/01/2020	-	-	1,743.75	1,743.75	-
02/01/2021	35,000.00	4.650%	1,743.75	36,743.75	38,487.50
08/01/2021	-	-	930.00	930.00	-
02/01/2022	40,000.00	4.650%	930.00	40,930.00	41,860.00
Total	\$75,000.00	-	\$5,347.50	\$80,347.50	-

Yield Statistics

Base date for Avg. Life & Avg. Coupon Calculation	2/06/2020
Average Life	1.519 Years
Average Coupon	4.6499978%
Weighted Average Maturity (Par Basis)	1.519 Years
Weighted Average Maturity (Original Price Basis)	1.519 Years

Refunding Bond Information

Refunding Dated Date	2/06/2020
Refunding Delivery Date	2/06/2020

City of Blackduck, Minnesota

\$495,000 G.O. Bonds, Series 2006A

Debt Service To Maturity And To Call

Date	Refunded Bonds	Refunded Interest	D/S To Call	Principal	Coupon	Interest	Refunded D/S
02/06/2020	-	-	-	-	-	-	-
03/01/2020	75,000.00	290.63	75,290.63	-	-	-	-
08/01/2020	-	-	-	-	-	1,743.75	1,743.75
02/01/2021	-	-	-	35,000.00	4.650%	1,743.75	36,743.75
08/01/2021	-	-	-	-	-	930.00	930.00
02/01/2022	-	-	-	40,000.00	4.650%	930.00	40,930.00
Total	\$75,000.00	\$290.63	\$75,290.63	\$75,000.00	-	\$5,347.50	\$80,347.50

Yield Statistics

Base date for Avg. Life & Avg. Coupon Calculation	2/06/2020
Average Life	1.519 Years
Average Coupon	4.6499978%
Weighted Average Maturity (Par Basis)	1.519 Years
Weighted Average Maturity (Original Price Basis)	1.519 Years

Refunding Bond Information

Refunding Dated Date	2/06/2020
Refunding Delivery Date	2/06/2020

City of Blackduck, Minnesota

\$61,000 General Obligation Bonds, Series 2020

Cur Ref 2009A

Debt Service Schedule

Date	Principal	Coupon	Interest	Total P+I	Fiscal Total
02/06/2020	-	-	-	-	-
08/01/2020	-	-	741.32	741.32	-
02/01/2021	16,000.00	2.500%	762.50	16,762.50	17,503.82
08/01/2021	-	-	562.50	562.50	-
02/01/2022	15,000.00	2.500%	562.50	15,562.50	16,125.00
08/01/2022	-	-	375.00	375.00	-
02/01/2023	15,000.00	2.500%	375.00	15,375.00	15,750.00
08/01/2023	-	-	187.50	187.50	-
02/01/2024	15,000.00	2.500%	187.50	15,187.50	15,375.00
Total	\$61,000.00	-	\$3,753.82	\$64,753.82	-

Yield Statistics

Bond Year Dollars	\$150.15
Average Life	2.462 Years
Average Coupon	2.5000004%
Net Interest Cost (NIC)	2.5000004%
True Interest Cost (TIC)	2.5000884%
Bond Yield for Arbitrage Purposes	2.5000520%
All Inclusive Cost (AIC)	3.5288249%

IRS Form 8038

Net Interest Cost	2.5000004%
Weighted Average Maturity	2.462 Years

City of Blackduck, Minnesota

\$61,000 General Obligation Bonds, Series 2020

Cur Ref 2009A

Debt Service Comparison

Date	Total P+I	Net New D/S	Old Net D/S	Savings
02/01/2021	17,503.82	18,160.46	17,426.26	(734.20)
02/01/2022	16,125.00	16,125.00	16,856.26	731.26
02/01/2023	15,750.00	15,750.00	16,256.26	506.26
02/01/2024	15,375.00	15,375.00	15,637.50	262.50
Total	\$64,753.82	\$65,410.46	\$66,176.28	\$765.82

PV Analysis Summary (Net to Net)

Gross PV Debt Service Savings.....	1,342.71
Net PV Cashflow Savings @ 2.500%(Bond Yield).....	1,342.71
Contingency or Rounding Amount.....	(656.64)
Net Present Value Benefit	\$686.07
Net PV Benefit / \$62,342.76 PV Refunded Debt Service	1.100%
Net PV Benefit / \$60,000 Refunded Principal...	1.143%
Net PV Benefit / \$61,000 Refunding Principal..	1.125%

Refunding Bond Information

Refunding Dated Date	2/06/2020
Refunding Delivery Date	2/06/2020

City of Blackduck, Minnesota

\$61,000 General Obligation Bonds, Series 2020

Cur Ref 2009A

Current Refunding Escrow

Date	Principal	Rate	Receipts	Disbursements	Cash Balance
02/06/2020	-	-	0.19	-	0.19
03/01/2020	60,202.00	-	60,202.00	60,202.19	-
Total	\$60,202.00	-	\$60,202.19	\$60,202.19	-

Investment Parameters

Investment Model [PV, GIC, or Securities]	Securities
Default investment yield target	Bond Yield
Cash Deposit	0.19
Cost of Investments Purchased with Bond Proceeds	60,202.00
Total Cost of Investments	\$60,202.19
Target Cost of Investments at bond yield	\$60,098.41
Actual positive or (negative) arbitrage	(103.78)
Yield to Receipt	-
Yield for Arbitrage Purposes	2.5000520%

City of Blackduck, Minnesota

\$445,000 G.O. Refunding Bonds, Series 2009A

Prior Original Debt Service

Date	Principal	Coupon	Interest	Total P+I	Fiscal Total
02/01/2020	-	-	-	-	-
08/01/2020	-	-	1,213.13	1,213.13	-
02/01/2021	15,000.00	3.800%	1,213.13	16,213.13	17,426.26
08/01/2021	-	-	928.13	928.13	-
02/01/2022	15,000.00	4.000%	928.13	15,928.13	16,856.26
08/01/2022	-	-	628.13	628.13	-
02/01/2023	15,000.00	4.125%	628.13	15,628.13	16,256.26
08/01/2023	-	-	318.75	318.75	-
02/01/2024	15,000.00	4.250%	318.75	15,318.75	15,637.50
Total	\$60,000.00	-	\$6,176.28	\$66,176.28	-

Yield Statistics

Base date for Avg. Life & Avg. Coupon Calculation	2/06/2020
Average Life	2.486 Years
Average Coupon	4.1179307%
Weighted Average Maturity (Par Basis)	2.486 Years
Weighted Average Maturity (Original Price Basis)	2.486 Years

Refunding Bond Information

Refunding Dated Date	2/06/2020
Refunding Delivery Date	2/06/2020

City of Blackduck, Minnesota

\$445,000 G.O. Refunding Bonds, Series 2009A

Debt Service To Maturity And To Call

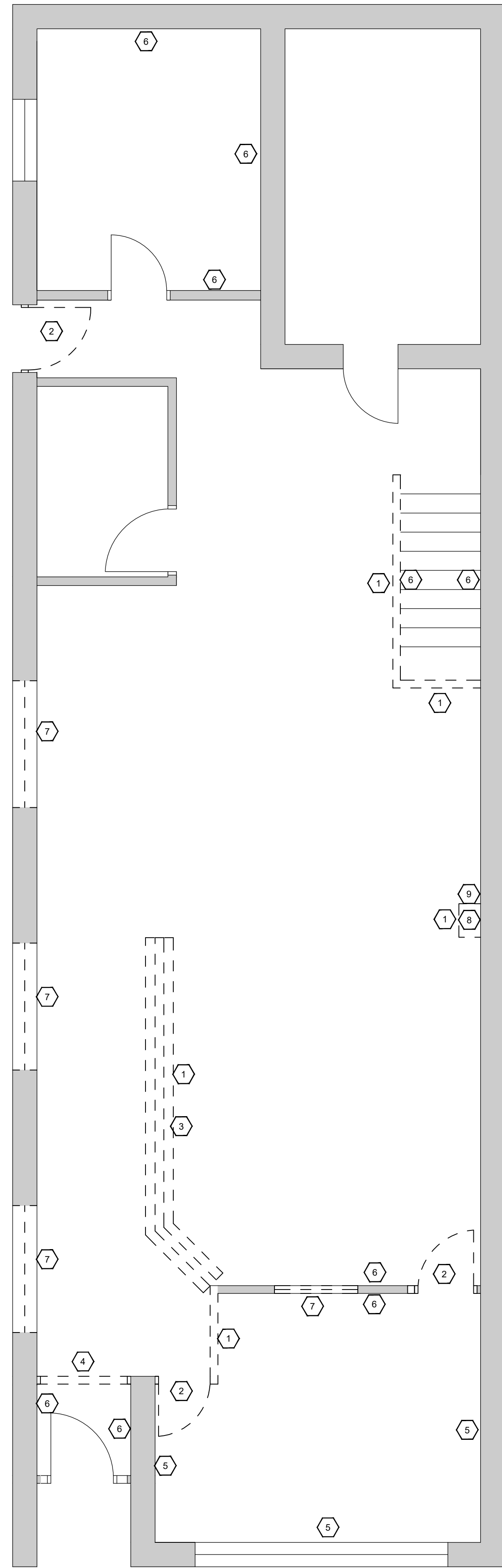
Date	Refunded Bonds	Refunded Interest	D/S To Call	Principal	Coupon	Interest	Refunded D/S
02/06/2020	-	-	-	-	-	-	-
03/01/2020	60,000.00	202.19	60,202.19	-	-	-	-
08/01/2020	-	-	-	-	-	1,213.13	1,213.13
02/01/2021	-	-	-	15,000.00	3.800%	1,213.13	16,213.13
08/01/2021	-	-	-	-	-	928.13	928.13
02/01/2022	-	-	-	15,000.00	4.000%	928.13	15,928.13
08/01/2022	-	-	-	-	-	628.13	628.13
02/01/2023	-	-	-	15,000.00	4.125%	628.13	15,628.13
08/01/2023	-	-	-	-	-	318.75	318.75
02/01/2024	-	-	-	15,000.00	4.250%	318.75	15,318.75
Total	\$60,000.00	\$202.19	\$60,202.19	\$60,000.00	-	\$6,176.28	\$66,176.28

Yield Statistics

Base date for Avg. Life & Avg. Coupon Calculation	2/06/2020
Average Life	2.486 Years
Average Coupon	4.1179307%
Weighted Average Maturity (Par Basis)	2.486 Years
Weighted Average Maturity (Original Price Basis)	2.486 Years

Refunding Bond Information

Refunding Dated Date	2/06/2020
Refunding Delivery Date	2/06/2020



SOLVE DOOR STICKING OPEN AND SNOW DRIFTING IN

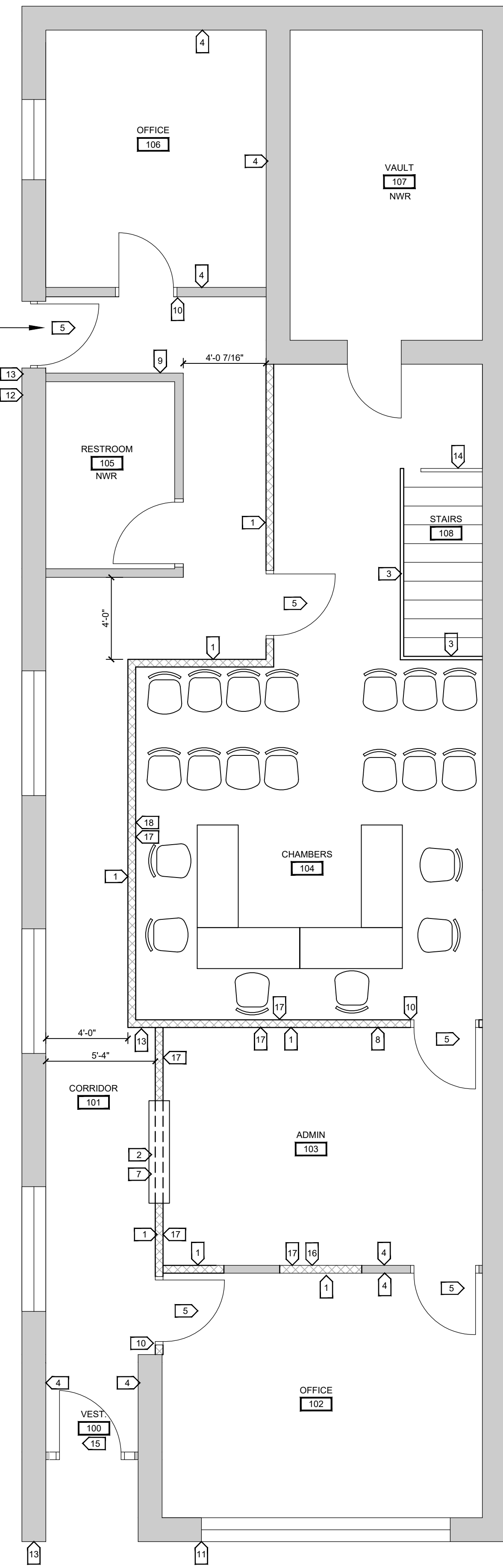
DEMO PLAN GENERAL NOTES
 THE ABOVE DEMOLITION NOTES ARE INTENDED TO CALL ATTENTION TO OBVIOUS AND APPARENT DEMOLITION ACTIVITIES BUT ARE NOT INTENDED TO LIMIT DEMOLITION REQUIRED. DEMOLITION SHALL BE COMPLETE ENOUGH TO PROVIDE PROPOSED NEW CONSTRUCTION SHOWN.

REPAIR / REPLACEMENT OF OVER DEMOLITION IS THE RESPONSIBILITY OF THE CONTRACTOR.

1. REMOVE EX. ACT AND GRID
2. REMOVE EX. FLOOR & BASE
3. REMOVE HVAC CEILING DIFFUSERS
4. REMOVE LIGHTS

- DEMO PLAN NOTES** ○
- 1 DEMO WALL
 - 2 DEMO DOOR & FRAME
 - 3 DEMO COUNTERTOP
 - 4 DEMO FRAME ASSEMBLY
 - 5 DEMO WALL COVERING
 - 6 DEMO WALL PANELING
 - 7 DEMO WINDOW & FRAME
 - 8 DEMO UNUSED DUCTWORK AND CAP AT FLOOR
 - 9 REMOVE THERMOSTAT AND SALVAGE

1 DEMO PLAN
 1/4" = 1'-0"



GENERAL NOTES

1. INSTALL FLOOR COVERINGS AND BASE
2. PATCH AND PAINT WALLS
3. INSTALL NEW HVAC DIFFUSER
4. INSTALL NEW 2X2 LED LIGHTS
5. INSTALL NEW ACT & GRID

- PLAN NOTES** ◻
- 1 INSTALL NEW WALL
 - 2 INSTALL NEW COUNTERTOP
 - 3 INSTALL NEW RAILING
 - 4 INSTALL NEW GYP
 - 5 INSTALL NEW DOOR AND FRAME
 - 6 INSTALL NEW WINDOW AND FRAME
 - 7 INSTALL NEW COILING DOOR
 - 8 INSTALL SALVAGED THERMOSTAT
 - 9 INSTALL ADA DOOR TAP PLATE
 - 10 INSTALL DOOR KEYPAD LOCK
 - 11 INSTALL SALVAGED DROP OFF BOX
 - 12 PATCH IN EXTERIOR BRICK WALL
 - 13 INSTALL SECURITY CAMERA
 - 14 INSTALL INTERRUPTION GATE
 - 15 PATCH CONCRETE FLOOR
 - 16 INSTALL ADDITIONAL CAT-5
 - 17 INSTALL ADDITIONAL 4 GANG BOX
 - 18 INSTALL SMART TV (BY OTHERS)

2 FLOOR PLAN
 1/4" = 1'-0"

NO.	NAME	FLOOR	BASE	NORTH WALL		EAST WALL		SOUTH WALL		WEST WALL		CEILING			REMARKS
				MAT'L	FIN.	MAT'L	FIN.	MAT'L	FIN.	MAT'L	FIN.	MAT'L	FIN.	HT.	
100	VESTIBULE	CPT	VB	EX.	PT	EX.	PT	EX.	PT	EX.	PT	ACT	PF		
101	CORRIDOR	CPT	VB	EX.	PT	GYP.	PT	EX.	PT	EX.	PT	ACT	PF		
102	OFFICE	CPT	VB	GYP.	PT	EX.	PT	EX.	PT	EX.	PT	ACT	PF		
103	ADMIN	CPT	VB	GYP.	PT	EX.	PT	GYP.	PT	GYP.	PT	ACT	PF		
104	CHAMBERS	CPT	VB	GYP.	PT	EX.	PT	GYP.	PT	GYP.	PT	ACT	PF		
105	RESTROOM	EX.	EX.	EX.	EX.	EX.	EX.	EX.	EX.	EX.	EX.	EX.	EX.		
106	OFFICE	CPT	VB	GYP.	PT	GYP.	PT	GYP.	PT	EX.	PT	ACT	PF		
107	VAULT	EX.	EX.	EX.	EX.	GYP.	EX.	GYP.	EX.	GYP.	EX.	EX.	EX.		
108	STAIRS	CPT	VB	EX.	PT	EX.	PT	EX.	PT	EX.	PT	ACT	PF		

SCHEMATIC-NOT FOR CONSTRUCTION

WIDSETH SMITH NOLTING
 Engineering | Architecture | Surveying | Environmental

BLACKDUCK CITY HALL
 CITY OF BLACKDUCK
 BLACKDUCK, MN
 PLANS

SHEET NO. **A1.0**
 SHEET OF

DATE: NOV. 2019
 SCALE: AS SHOWN
 DRAWN BY: AFF
 CHECKED BY: BAD
 JOB NUMBER: 2019-13164

I HEREBY CERTIFY THAT THIS PLAN, SPECIFICATION OR REPORT THAT I AM A DULY LICENSED #### UNDER THE LAWS OF THE STATE OF ###.

BY: ###
 REVISIONS DESCRIPTION: ###
 DATE: ###
 REV: ###
 DATE: ###
 L.C. NO. ###
 DATE: ###
 L.C. NO. ###

CITY OF BLACKDUCK

Revenue Budget Worksheet 2019 Cemetery

Account Descr	2018 Budget	2018 Amt	2019 Budget	2019 YTD Amt	2020 Budget
Fund 201 CEMETERY FUND					
R 201-33422 Other State Aid Grants	\$0.00	\$0.00	\$0.00	\$0.00	\$0.00
R 201-34940 Cemetery Lot Revenues	\$1,400.00	\$1,750.00	\$1,400.00	\$2,250.00	\$1,500.00
R 201-34942 Vault Rental	\$500.00	\$300.00	\$500.00	\$0.00	\$500.00
R 201-34950 Other Revenues	\$0.00	\$14.10	\$0.00	\$100.00	\$0.00
R 201-36210 Interest Earnings	\$400.00	\$264.74	\$100.00	\$385.84	\$200.00
R 201-36230 Contributions and Donations	\$0.00	\$0.00	\$0.00	\$0.00	\$0.00
R 201-36240 Reimbursements	\$0.00	\$20.96	\$0.00	\$0.00	\$0.00
R 201-39201 Transfer from General Fund	\$2,000.00	\$2,000.00	\$2,000.00	\$2,000.00	\$2,000.00
R 201-39203 Transfer from Other Fund	\$2,500.00	\$0.00	\$2,500.00	\$0.00	\$2,500.00
R 201-39204 Intrafund Transfer	\$0.00	\$0.00	\$0.00	\$0.00	\$0.00
R 201-39222 Transfer from Perpetual Care	\$0.00	\$0.00	\$0.00	\$0.00	\$0.00
Fund 201 CEMETERY FUND	\$6,800.00	\$4,349.80	\$6,500.00	\$4,735.84	\$6,700.00
	\$6,800.00	\$4,349.80	\$6,500.00	\$4,735.84	\$6,700.00



CITY OF BLACKDUCK
Budget Expenditure Report 2020 Cemetery
 City of Blackduck

Account	Last Dim Descr	2018 Budget	2018 Amt	2019 Budget	2019 YTD Amt	2020 Budget
E 201-44400-101	Full-Time Employees Regul	\$2,978.00	\$2,947.74	\$3,064.00	\$2,726.05	\$3,027.00
E 201-44400-102	Full-Time Employees Overt	\$0.00	\$0.00	\$0.00	\$51.15	\$150.00
E 201-44400-103	Part-Time Employees	\$325.00	\$266.19	\$312.00	\$262.34	\$336.00
E 201-44400-121	PERA	\$225.00	\$239.76	\$253.00	\$186.50	\$252.00
E 201-44400-122	FICA	\$230.00	\$240.15	\$258.00	\$229.45	\$257.00
E 201-44400-131	Employer Paid Health	\$501.00	\$477.80	\$551.00	\$444.47	\$571.00
E 201-44400-210	Operating Supplies (GENE	\$100.00	\$0.00	\$0.00	\$0.00	\$200.00
E 201-44400-212	Motor Fuels	\$700.00	\$516.14	\$700.00	\$695.81	\$725.00
E 201-44400-322	Postage	\$0.00	\$0.00	\$0.00	\$0.00	\$0.00
E 201-44400-351	Legal Notices Publishing	\$0.00	\$0.00	\$0.00	\$0.00	\$0.00
E 201-44400-361	General Liability Ins	\$85.00	\$72.90	\$85.00	\$78.52	\$80.00
E 201-44400-362	Property Ins	\$350.00	\$340.00	\$350.00	\$328.00	\$340.00
E 201-44400-366	Workers Compensation Ins	\$175.00	\$196.43	\$190.00	\$235.41	\$240.00
E 201-44400-402	Repairs/Maint Structures	\$100.00	\$0.00	\$100.00	\$0.00	\$0.00
E 201-44400-430	Miscellaneous (GENERAL)	\$0.00	\$0.00	\$0.00	\$0.00	\$0.00
E 201-44400-433	Dues and Subscriptions	\$200.00	\$0.00	\$200.00	\$275.00	\$275.00
E 201-44400-510	Land	\$0.00	\$0.00	\$0.00	\$75.00	\$0.00
E 201-44400-782	Intrafund Transfer	\$0.00	\$0.00	\$0.00	\$0.00	\$0.00
Dept 44400 Cemetery		\$5,969.00	\$5,297.11	\$6,063.00	\$5,587.70	\$6,453.00
		\$5,969.00	\$5,297.11	\$6,063.00	\$5,587.70	\$6,453.00

CITY OF BLACKDUCK

Revenue Budget Worksheet Pine Tree Park 2020

Account Descr	2018 Budget	2018 Amt	2019 Budget	2019 YTD Amt	2020 Budget
Fund 209 PINE TREE PARK FUND					
R 209-33100 Federal Grants and Aids	\$0.00	\$0.00	\$0.00	\$0.00	\$0.00
R 209-33400 State Grants and Aids	\$0.00	\$0.00	\$0.00	\$0.00	\$0.00
R 209-33600 County Grants	\$7,000.00	\$10,000.00	\$10,000.00	\$11,000.00	\$11,000.00
R 209-34000 Charges for Services	\$0.00	\$0.00	\$0.00	\$0.00	\$0.00
R 209-34780 Camping Fees	\$12,000.00	\$13,492.00	\$13,000.00	\$15,113.50	\$17,000.00
R 209-34781 Reservation Fees	\$750.00	\$748.00	\$750.00	\$914.00	\$1,000.00
R 209-34950 Other Revenues	\$0.00	\$40.00	\$0.00	\$103.50	\$0.00
R 209-36210 Interest Earnings	\$0.00	\$243.09	\$0.00	\$660.25	\$0.00
R 209-36230 Contributions and Donations	\$0.00	\$0.00	\$0.00	\$11,500.00	\$0.00
R 209-36240 Reimbursements	\$0.00	\$129.65	\$0.00	\$0.00	\$0.00
Fund 209 PINE TREE PARK FUND	\$19,750.00	\$24,652.74	\$23,750.00	\$39,291.25	\$29,000.00
	\$19,750.00	\$24,652.74	\$23,750.00	\$39,291.25	\$29,000.00



CITY OF BLACKDUCK
Budget Expenditure Report 2020 Pine Tree Park
 City of Blackduck

Account	Last Dim Descr	2018 Budget	2018 Amt	2019 Budget	2019 YTD Amt	2020 Budget
E 209-45183-101	Full-Time Employees Regul	\$3,628.00	\$3,509.59	\$3,732.00	\$3,230.36	\$3,932.00
E 209-45183-102	Full-Time Employees Overt	\$0.00	\$66.63	\$100.00	\$163.44	\$250.00
E 209-45183-103	Part-Time Employees	\$1,560.00	\$1,330.89	\$1,560.00	\$1,311.64	\$1,680.00
E 209-45183-121	PERA	\$272.00	\$368.04	\$280.00	\$342.48	\$295.00
E 209-45183-122	FICA	\$277.00	\$367.39	\$405.00	\$349.21	\$430.00
E 209-45183-126	Medicare	\$0.00	\$0.00	\$0.00	\$0.00	\$0.00
E 209-45183-131	Employer Paid Health	\$698.00	\$666.94	\$767.00	\$690.22	\$806.00
E 209-45183-200	Office Supplies (GENERAL)	\$0.00	\$6.13	\$0.00	\$8.75	\$0.00
E 209-45183-206	Electricity	\$2,500.00	\$2,631.02	\$2,500.00	\$2,956.07	\$2,700.00
E 209-45183-210	Operating Supplies (GENE	\$700.00	\$517.75	\$700.00	\$714.22	\$800.00
E 209-45183-211	Cleaning Supplies	\$100.00	\$11.89	\$100.00	\$20.05	\$0.00
E 209-45183-212	Motor Fuels	\$900.00	\$405.19	\$900.00	\$897.77	\$1,000.00
E 209-45183-213	Lubricants and Additives	\$0.00	\$7.10	\$0.00	\$0.00	\$0.00
E 209-45183-220	Repair/Maint Supply (GEN	\$750.00	\$436.96	\$750.00	\$635.67	\$750.00
E 209-45183-221	Equipment Parts	\$200.00	\$0.00	\$200.00	\$185.62	\$200.00
E 209-45183-310	Other Professional Services	\$500.00	\$0.00	\$500.00	\$950.00	\$500.00
E 209-45183-321	Telephone	\$0.00	\$0.00	\$0.00	\$0.00	\$0.00
E 209-45183-322	Postage	\$0.00	\$0.00	\$0.00	\$0.00	\$0.00
E 209-45183-340	Advertising	\$800.00	\$386.00	\$500.00	\$397.50	\$500.00
E 209-45183-351	Legal Notices Publishing	\$0.00	\$0.00	\$0.00	\$0.00	\$0.00
E 209-45183-352	General Notices and Pub I	\$0.00	\$0.00	\$0.00	\$0.00	\$0.00
E 209-45183-353	Ordinance Publication	\$0.00	\$0.00	\$0.00	\$0.00	\$0.00
E 209-45183-354	Other Print/Binding	\$0.00	\$0.00	\$0.00	\$0.00	\$0.00
E 209-45183-361	General Liability Ins	\$700.00	\$583.20	\$600.00	\$628.16	\$640.00
E 209-45183-362	Property Ins	\$2,100.00	\$1,971.00	\$2,000.00	\$1,902.00	\$2,000.00
E 209-45183-365	Other Insurance	\$0.00	\$0.00	\$0.00	\$0.00	\$0.00
E 209-45183-366	Workers Compensation Ins	\$0.00	\$25.95	\$0.00	\$0.00	\$0.00
E 209-45183-367	Unemployment Paid	\$0.00	\$0.00	\$0.00	\$0.00	\$0.00
E 209-45183-380	Utility Services (GENERAL)	\$0.00	\$0.00	\$0.00	\$0.00	\$0.00
E 209-45183-384	Refuse/Garbage Disposal	\$1,500.00	\$2,195.70	\$1,750.00	\$1,430.83	\$1,750.00
E 209-45183-401	Repairs/Maint Buildings	\$0.00	\$0.00	\$2,500.00	\$1,046.14	\$17,000.00
E 209-45183-402	Repairs/Maint Structures	\$0.00	\$0.00	\$0.00	\$0.00	\$0.00
E 209-45183-403	Improvements Other Than	\$500.00	\$37.54	\$500.00	\$208.29	\$500.00
E 209-45183-404	Repairs/Maint Machinery/E	\$1,500.00	\$1,113.00	\$1,500.00	\$260.11	\$1,500.00
E 209-45183-405	Depreciation (GENERAL)	\$0.00	\$0.00	\$0.00	\$0.00	\$5,000.00
E 209-45183-417	Portable Restrooms Rental	\$0.00	\$0.00	\$0.00	\$0.00	\$0.00
E 209-45183-430	Miscellaneous (GENERAL)	\$0.00	\$56.00	\$0.00	\$0.00	\$0.00
E 209-45183-433	Dues and Subscriptions	\$275.00	\$465.00	\$275.00	\$767.25	\$375.00
E 209-45183-437	Bad Debt Expense	\$0.00	\$0.00	\$0.00	\$0.00	\$0.00
E 209-45183-490	Donations to Civic Org s	\$0.00	\$0.00	\$0.00	\$0.00	\$0.00
E 209-45183-520	Buildings and Structures	\$0.00	\$0.00	\$0.00	\$0.00	\$0.00
E 209-45183-580	Other Equipment	\$0.00	\$12,993.00	\$0.00	\$0.00	\$0.00
E 209-45183-603	Short-Term Debt Principal	\$0.00	\$0.00	\$0.00	\$0.00	\$0.00
E 209-45183-610	PFA Debt Srv Interest	\$0.00	\$0.00	\$0.00	\$0.00	\$0.00
E 209-45183-701	Transfer to General Fund	\$0.00	\$0.00	\$0.00	\$0.00	\$0.00
Dept 45183 Camping Areas		\$19,460.00	\$30,151.91	\$22,119.00	\$19,095.78	\$42,608.00
		\$19,460.00	\$30,151.91	\$22,119.00	\$19,095.78	\$42,608.00

CITY OF BLACKDUCK
Revenue Budget Worksheet Water 2020

Account Descr	2018 Budget	2018 Amt	2019 Budget	2019 YTD Amt	2020 Budget
Fund 601 WATER FUND					
R 601-31300 General Sales and Use Tax	\$0.00	\$0.00	\$0.00	\$0.00	\$0.00
R 601-33100 Federal Grants and Aids	\$0.00	\$0.00	\$0.00	\$0.00	\$0.00
R 601-33400 State Grants and Aids	\$0.00	\$0.00	\$0.00	\$0.00	\$0.00
R 601-33422 Other State Aid Grants	\$0.00	\$0.00	\$0.00	\$0.00	\$0.00
R 601-34500 Health Department Charges	\$1,500.00	\$1,726.15	\$1,500.00	\$1,633.65	\$2,994.00
R 601-34950 Other Revenues	\$0.00	\$1,739.86	\$0.00	\$0.00	\$0.00
R 601-36210 Interest Earnings	\$0.00	\$1,286.77	\$0.00	\$2,575.62	\$2,000.00
R 601-36236 Loan Payment	\$0.00	\$0.00	\$0.00	\$0.00	\$0.00
R 601-36240 Reimbursements	\$400.00	\$507.31	\$400.00	-\$122.52	\$0.00
R 601-36241 NSF Payment/Reimbursement	\$0.00	\$35.00	\$0.00	\$249.00	\$0.00
R 601-37100 Water Sales	\$210,657.00	\$200,344.85	\$212,000.00	\$171,120.92	\$216,473.00
R 601-37140 Water Meter Sales	\$0.00	\$230.00	\$0.00	\$3,116.68	\$0.00
R 601-37150 Water Connect/Reconnect Fee	\$500.00	\$988.93	\$1,000.00	\$1,189.88	\$1,000.00
R 601-37160 Water Penalty	\$1,750.00	\$1,533.38	\$1,750.00	\$1,487.92	\$1,750.00
R 601-37940 Cash Over	\$0.00	\$0.00	\$0.00	\$0.00	\$0.00
R 601-39000 Other Financing Sources	\$0.00	\$0.00	\$0.00	\$0.00	\$0.00
R 601-39101 Sales of General Fixed Assets	\$0.00	\$0.00	\$0.00	\$0.00	\$0.00
R 601-39104 Transfer from Money Market	\$0.00	\$0.00	\$0.00	\$0.00	\$0.00
R 601-39201 Transfer from General Fund	\$0.00	\$0.00	\$0.00	\$0.00	\$0.00
R 601-39203 Transfer from Other Fund	\$0.00	\$9,721.00	\$0.00	\$0.00	\$0.00
R 601-39204 Intrafund Transfer	\$0.00	\$0.00	\$0.00	\$0.00	\$0.00
R 601-39269 Transfer from Liquor Fund	\$0.00	\$0.00	\$0.00	\$0.00	\$0.00
R 601-39331 Insurance Proceeds	\$0.00	\$850.00	\$0.00	\$0.00	\$0.00
R 601-99999 UNALLOCATED UTILITY REVE	\$0.00	\$0.00	\$0.00	\$0.00	\$0.00
Fund 601 WATER FUND	\$214,807.00	\$218,963.25	\$216,650.00	\$181,251.15	\$224,217.00
	\$214,807.00	\$218,963.25	\$216,650.00	\$181,251.15	\$224,217.00



CITY OF BLACKDUCK
Budget Expenditure Report 2020 Water
 City of Blackduck

Account	Last Dim Descr	2018 Budget	2018 Amt	2019 Budget	2019 YTD Amt	2020 Budget
E 601-43200-101	Full-Time Employees Regul	\$55,557.00	\$55,022.77	\$58,621.00	\$51,088.80	\$61,965.00
E 601-43200-102	Full-Time Employees Overt	\$500.00	\$716.57	\$500.00	\$1,418.05	\$1,500.00
E 601-43200-103	Part-Time Employees	\$1,250.00	\$1,064.70	\$1,250.00	\$1,049.30	\$1,344.00
E 601-43200-104	Temporary Employees Reg	\$0.00	\$0.00	\$0.00	\$0.00	\$0.00
E 601-43200-105	Temporary Employees Ove	\$0.00	\$0.00	\$0.00	\$0.00	\$0.00
E 601-43200-111	Other	\$0.00	\$0.00	\$0.00	\$0.00	\$0.00
E 601-43200-121	PERA	\$4,166.00	\$1,922.18	\$4,490.00	\$3,778.36	\$4,748.00
E 601-43200-122	FICA	\$4,250.00	\$4,277.66	\$4,580.00	\$4,027.73	\$4,843.00
E 601-43200-126	Medicare	\$0.00	\$0.00	\$0.00	\$0.00	\$0.00
E 601-43200-131	Employer Paid Health	\$11,585.00	\$10,993.76	\$12,648.00	\$11,322.91	\$13,400.00
E 601-43200-151	Worker s Comp Insurance	\$0.00	\$0.00	\$0.00	\$0.00	\$0.00
E 601-43200-152	Worker s Comp Benefit Pa	\$0.00	\$0.00	\$0.00	\$0.00	\$0.00
E 601-43200-200	Office Supplies (GENERAL)	\$200.00	\$62.93	\$200.00	\$235.87	\$300.00
E 601-43200-202	Duplicating and copying su	\$0.00	\$0.00	\$0.00	\$0.00	\$0.00
E 601-43200-203	Printed Forms	\$0.00	\$0.00	\$0.00	\$0.00	\$0.00
E 601-43200-204	Envelopes and Letterhead	\$0.00	\$0.00	\$0.00	\$0.00	\$0.00
E 601-43200-205	Heating Fuel	\$0.00	\$0.00	\$0.00	\$0.00	\$0.00
E 601-43200-206	Electricity	\$11,000.00	\$8,933.97	\$11,000.00	\$4,925.06	\$11,000.00
E 601-43200-207	Computer Supplies	\$0.00	\$0.00	\$0.00	\$0.00	\$0.00
E 601-43200-208	Training and Instruction	\$500.00	\$20.00	\$500.00	\$0.00	\$750.00
E 601-43200-210	Operating Supplies (GENE	\$600.00	\$667.07	\$600.00	\$457.92	\$1,600.00
E 601-43200-211	Cleaning Supplies	\$0.00	\$0.00	\$0.00	\$0.00	\$0.00
E 601-43200-212	Motor Fuels	\$1,500.00	\$1,011.01	\$1,000.00	\$397.50	\$1,000.00
E 601-43200-213	Lubricants and Additives	\$300.00	\$116.34	\$0.00	\$0.00	\$0.00
E 601-43200-215	Shop Supplies	\$0.00	\$0.00	\$0.00	\$0.00	\$0.00
E 601-43200-216	Chemicals and Chem Prod	\$0.00	\$0.00	\$0.00	\$0.00	\$0.00
E 601-43200-217	Salt	\$0.00	\$0.00	\$0.00	\$0.00	\$0.00
E 601-43200-218	Chlorine	\$7,000.00	\$5,532.35	\$7,000.00	\$3,178.60	\$7,000.00
E 601-43200-219	Flouride	\$500.00	\$861.56	\$500.00	\$52.68	\$1,000.00
E 601-43200-220	Repair/Maint Supply (GEN	\$1,000.00	\$599.58	\$1,500.00	\$559.86	\$0.00
E 601-43200-221	Equipment Parts	\$1,000.00	\$0.00	\$0.00	\$0.00	\$0.00
E 601-43200-222	Tires	\$0.00	\$0.00	\$0.00	\$0.00	\$0.00
E 601-43200-223	Building Repair Supplies	\$300.00	\$89.73	\$0.00	\$0.00	\$0.00
E 601-43200-227	Utility Maint Supplies	\$0.00	\$0.00	\$0.00	\$0.00	\$0.00
E 601-43200-228	Other Repair Supplies	\$0.00	\$0.00	\$0.00	\$0.00	\$0.00
E 601-43200-240	Small Tools and Minor Equi	\$500.00	\$423.42	\$500.00	\$431.28	\$500.00
E 601-43200-250	Merchandise Resale (GENE	\$750.00	\$1,160.28	\$750.00	\$1,048.75	\$750.00
E 601-43200-259	Other For Resale-Tax	\$0.00	\$0.00	\$0.00	\$1,866.84	\$0.00
E 601-43200-300	Professional Srvs (GENERA	\$500.00	\$475.00	\$500.00	\$1,699.52	\$1,000.00
E 601-43200-301	Auditing and Acct g Servic	\$3,000.00	\$3,000.00	\$3,000.00	\$3,000.00	\$3,500.00
E 601-43200-302	Architects Fees	\$0.00	\$0.00	\$0.00	\$0.00	\$0.00
E 601-43200-303	Engineering Fees	\$0.00	\$0.00	\$0.00	\$0.00	\$4,000.00
E 601-43200-304	Legal Fees	\$0.00	\$0.00	\$0.00	\$0.00	\$0.00
E 601-43200-307	Management Fees	\$0.00	\$0.00	\$0.00	\$0.00	\$0.00
E 601-43200-308	Testing/Analysis	\$0.00	\$50.70	\$0.00	\$0.00	\$0.00
E 601-43200-309	Construction Services	\$0.00	\$0.00	\$0.00	\$0.00	\$0.00
E 601-43200-310	Other Professional Services	\$250.00	\$45.22	\$0.00	\$3,355.00	\$1,000.00
E 601-43200-321	Telephone	\$500.00	\$101.49	\$500.00	\$34.08	\$500.00
E 601-43200-322	Postage	\$750.00	\$788.95	\$750.00	\$689.15	\$750.00
E 601-43200-323	Radio/Communications Ex	\$0.00	\$0.00	\$0.00	\$0.00	\$0.00



CITY OF BLACKDUCK
Budget Expenditure Report 2020 Water
 City of Blackduck

Account	Last Dim Descr	2018 Budget	2018 Amt	2019 Budget	2019 YTD Amt	2020 Budget
E 601-43200-331	Travel Expenses	\$500.00	\$0.00	\$500.00	\$59.74	\$750.00
E 601-43200-333	Freight and Express	\$0.00	\$0.00	\$0.00	\$0.00	\$0.00
E 601-43200-351	Legal Notices Publishing	\$0.00	\$0.00	\$0.00	\$0.00	\$0.00
E 601-43200-361	General Liability Ins	\$300.00	\$291.60	\$300.00	\$314.08	\$325.00
E 601-43200-362	Property Ins	\$1,600.00	\$1,531.00	\$1,600.00	\$1,514.00	\$1,600.00
E 601-43200-363	Automotive Ins	\$0.00	\$0.00	\$0.00	\$0.00	\$0.00
E 601-43200-365	Other Insurance	\$0.00	\$0.00	\$0.00	\$0.00	\$0.00
E 601-43200-366	Workers Compensation Ins	\$2,100.00	\$2,068.63	\$2,000.00	\$1,923.58	\$2,000.00
E 601-43200-367	Unemployment Paid	\$0.00	\$0.00	\$0.00	\$0.00	\$0.00
E 601-43200-388	State Connection Fee	\$1,800.00	\$1,796.00	\$1,800.00	\$1,347.00	\$2,994.00
E 601-43200-401	Repairs/Maint Buildings	\$0.00	\$0.00	\$0.00	\$22.99	\$0.00
E 601-43200-402	Repairs/Maint Structures	\$10,000.00	\$9,862.61	\$10,000.00	\$10,669.07	\$12,000.00
E 601-43200-404	Repairs/Maint Machinery/E	\$1,000.00	\$59.62	\$0.00	\$0.00	\$2,500.00
E 601-43200-415	Other Equipment Rentals	\$0.00	\$0.00	\$0.00	\$0.00	\$0.00
E 601-43200-416	Vehicles Rentals	\$0.00	\$0.00	\$0.00	\$0.00	\$0.00
E 601-43200-422	Amorization Expense	\$0.00	\$487.00	\$0.00	\$0.00	\$0.00
E 601-43200-425	Depreciation	\$0.00	\$69,517.00	\$0.00	\$0.00	\$0.00
E 601-43200-430	Miscellaneous (GENERAL)	\$0.00	\$0.00	\$0.00	\$207.96	\$0.00
E 601-43200-431	Cash Short	\$0.00	\$60.61	\$0.00	\$0.00	\$0.00
E 601-43200-432	Uncollectable Checks	\$0.00	\$404.66	\$0.00	\$249.00	\$200.00
E 601-43200-433	Dues and Subscriptions	\$2,100.00	\$2,424.47	\$2,100.00	\$3,862.14	\$3,000.00
E 601-43200-437	Bad Debt Expense	\$0.00	\$0.00	\$0.00	\$0.00	\$0.00
E 601-43200-438	Bank Service Charges	\$650.00	\$71.50	\$500.00	\$90.48	\$500.00
E 601-43200-465	Sales Tax Receipts	\$0.00	\$0.00	\$0.00	\$0.00	\$0.00
E 601-43200-500	Capital Outlay (GENERAL)	\$15,000.00	\$0.00	\$10,000.00	\$0.00	\$10,000.00
E 601-43200-540	Heavy Machinery	\$0.00	\$0.00	\$0.00	\$0.00	\$0.00
E 601-43200-570	Office Equip and Furnishin	\$0.00	\$13.48	\$0.00	\$0.00	\$0.00
E 601-43200-580	Other Equipment	\$0.00	\$0.00	\$0.00	\$0.00	\$0.00
E 601-43200-600	PFA Debt Srv Prin (GENER	\$6,089.00	\$0.00	\$0.00	\$0.00	\$3,000.00
E 601-43200-601	Debt Srv Bond Principal	\$45,000.00	\$0.00	\$45,000.00	\$45,000.00	\$45,000.00
E 601-43200-608	2019 Micro Loan Prin	\$0.00	\$0.00	\$0.00	\$0.00	\$0.00
E 601-43200-609	2019 Micro Loan Interest	\$0.00	\$0.00	\$0.00	\$0.00	\$0.00
E 601-43200-610	PFA Debt Srv Interest	\$0.00	\$0.00	\$0.00	\$0.00	\$104.50
E 601-43200-611	Bond Interest	\$18,918.75	\$18,152.50	\$18,356.25	\$18,356.50	\$17,793.75
E 601-43200-612	Other Long-Term Oblig Int	\$2,290.45	\$0.27	\$0.00	\$0.00	\$0.00
E 601-43200-701	Transfer to General Fund	\$0.00	\$0.00	\$0.00	\$0.00	\$0.00
E 601-43200-720	Operating Transfers	\$0.00	\$22,408.00	\$0.00	-\$15,000.00	\$0.00
E 601-43200-741	Transfer to Capital Imp. Fu	\$0.00	\$0.00	\$0.00	\$15,000.00	\$0.00
Dept 43200 Sanitation (GENERAL)		\$214,806.20	\$227,086.19	\$202,545.25	\$178,233.80	\$224,217.25
		\$214,806.20	\$227,086.19	\$202,545.25	\$178,233.80	\$224,217.25

2020 WATER RATE STUDY

X	CITY OF	Blackduck	
X	POPULATION		823
X	NUMBER OF CONNECTIONS		442
X	AVE PERSONS/CONNECTION		1.86

MINNESOTA RURAL WATER ASSN
217 12th AVENUE SE
ELBOW LAKE, MN 56531
800-367-6792
Web: www.mrwa.com



EXPENSES (PER YEAR)			
X	SALARIES		\$64809.00
X	FRINGE BENEFITS		\$22991.00
X	ELECTRICITY/HEATING		\$11000.00
X	SUPPLIES		\$1900.00
X	MILEAGE/POSTAGE/GAS		\$1750.00
X	REPAIRS/MAINTENANCE		\$14500.00
X	BUILDING REPAIRS		\$0.00
X	TESTS		\$0.00
X	CONTRACTUAL		\$9500.00
X	PROFESSIONAL MEMBERSHIPS		\$0.00
X	PRINTING/PUBLISHING		\$0.00
X	PERMIT FEES		\$0.00
X	SUBSCRIPTIONS		\$6694.00
X	CHEMICALS		\$8000.00
X	TRAINING EXPENSE		\$1500.00
X	CAPITAL OUTLAY		\$0.00
X	BOND & INTEREST		\$62793.75
X	DEPRECIATION		\$10000.00
X	OTHER	MISCELLANEOUS	\$1250.00
X	OTHER	INSURANCE	\$3925.00
	Telephone		\$500.00

Name of person filling out this form:
 Christina Regas
 Telephone Number:
 218-835-4810

PFA Debt 2020 **\$3104.50** 2020 debt due

X	TOTAL EXPENSE		\$224,217.25
---	---------------	--	--------------

X	WATER USAGE (GALLONS SOLD LAST YEAR)	19982230			
X	WATER USAGE (GALLONS PUMPED LAST YEAR)	20729000			
	UNACCOUNTED FOR WATER	746770	3.60%	unaccounted for water	
	WATER USE PER CONNECTION	45209			
	WATER USE PER CONNECTION/DAY	124			
	COST PER THOUSAND GALLONS	\$11.22			
	USAGE PER PERSON PER DAY	67	25%	50%	75%
X	YEARLY BASE RATE	\$180.00	\$225.00	\$270.00	\$315.00
X	FOR HOW MANY GALLONS		0	0	0
	ADDITIONAL YEARLY INCOME REQUIRED (after base rate revenue)	\$144,657	\$124,767	\$104,877	\$84,987
	TOTAL GALLONS SOLD OVER MINIMUM ALLOWED	19982230	19982230	19982230	19982230
	COST PER ADDITIONAL THOUSAND	\$7.24	\$6.24	\$5.25	\$4.25

PLEASE FILL IN THE LINE ITEMS WHICH HAVE BEEN MARKED WITH AN "X"
 ALL OTHER CALCULATIONS WILL BE MADE AUTOMATICALLY BY THE COMPUTER

IF THE EXPENSE REPORT LINE ITEMS ARE NOT THE SAME AS YOUR SYSTEM USES, FEEL FREE TO CHANGE THEM

COMMENTS:

increase in 2020 would require volume to = .0072/gallon a .0006/gallon increase **sample above**
 or
increase in 2020 would require a base increase of \$3 to all clasifications

CITY OF BLACKDUCK

Revenue Budget Worksheet Sewer/Wastewater 2020

Account Descr	2018 Budget	2018 Amt	2019 Budget	2019 YTD Amt	2020 Budget
Fund 602 SEWER FUND					
R 602-33400 State Grants and Aids	\$0.00	\$0.00	\$0.00	\$0.00	\$0.00
R 602-33422 Other State Aid Grants	\$0.00	\$0.00	\$0.00	\$0.00	\$0.00
R 602-34000 Charges for Services	\$0.00	\$2,250.00	\$1,000.00	\$975.00	\$1,000.00
R 602-34950 Other Revenues	\$0.00	\$425.00	\$0.00	\$770.00	\$0.00
R 602-36100 Special Assessments	\$0.00	\$0.00	\$0.00	\$0.00	\$0.00
R 602-36102 Penalties and Interest	\$0.00	\$0.00	\$0.00	\$0.00	\$0.00
R 602-36200 Miscellaneous Revenues	\$0.00	\$0.00	\$0.00	\$50.00	\$0.00
R 602-36210 Interest Earnings	\$0.00	\$572.70	\$0.00	\$1,226.05	\$750.00
R 602-36240 Reimbursements	\$0.00	\$361.91	\$0.00	\$0.00	\$0.00
R 602-37140 Water Meter Sales	\$0.00	\$0.00	\$0.00	\$0.00	\$0.00
R 602-37200 Sewer Sales	\$162,504.00	\$149,813.71	\$163,000.00	\$122,724.43	\$179,485.00
R 602-37240 Farm Lease Agreement Revenu	\$3,160.00	\$6,098.80	\$6,098.00	\$6,098.80	\$6,098.80
R 602-37250 Sewer Connect/Reconnect Fee	\$0.00	\$0.00	\$0.00	\$0.00	\$0.00
R 602-37260 Swr Penalty	\$1,500.00	\$1,451.02	\$1,500.00	\$1,370.49	\$1,500.00
R 602-39101 Sales of General Fixed Assets	\$0.00	\$0.00	\$0.00	\$0.00	\$0.00
R 602-39104 Transfer from Money Market	\$0.00	\$0.00	\$0.00	\$0.00	\$0.00
R 602-39201 Transfer from General Fund	\$0.00	\$0.00	\$0.00	\$0.00	\$0.00
R 602-39203 Transfer from Other Fund	\$0.00	\$8,839.00	\$0.00	\$0.00	\$0.00
R 602-39204 Intrafund Transfer	\$0.00	\$0.00	\$0.00	\$0.00	\$0.00
R 602-39269 Transfer from Liquor Fund	\$0.00	\$0.00	\$0.00	\$0.00	\$0.00
R 602-39331 Insurance Proceeds	\$0.00	\$0.00	\$0.00	\$0.00	\$0.00
Fund 602 SEWER FUND	\$167,164.00	\$169,812.14	\$171,598.00	\$133,214.77	\$188,833.80
	\$167,164.00	\$169,812.14	\$171,598.00	\$133,214.77	\$188,833.80



CITY OF BLACKDUCK

Budget Expenditure Report 2020 Sewer/Wastewater
City of Blackduck

Account	Last Dim Descr	2018 Budget	2018 Amt	2019 Budget	2019 YTD Amt	2020 Budget
E 602-43200-101	Full-Time Employees Regul	\$58,535.00	\$57,345.81	\$61,686.00	\$53,789.63	\$64,992.00
E 602-43200-102	Full-Time Employees Overt	\$300.00	\$727.68	\$300.00	\$1,494.32	\$1,500.00
E 602-43200-103	Part-Time Employees	\$625.00	\$532.29	\$625.00	\$524.59	\$672.00
E 602-43200-121	PERA	\$4,390.00	\$2,177.62	\$4,673.00	\$3,905.76	\$4,925.00
E 602-43200-122	FICA	\$4,478.00	\$4,456.74	\$4,767.00	\$4,196.93	\$5,023.00
E 602-43200-131	Employer Paid Health	\$12,086.00	\$11,471.46	\$13,199.00	\$11,767.31	\$13,971.00
E 602-43200-200	Office Supplies (GENERAL)	\$200.00	\$62.94	\$200.00	\$169.84	\$200.00
E 602-43200-206	Electricity	\$16,000.00	\$16,396.50	\$16,000.00	\$29,515.96	\$16,500.00
E 602-43200-207	Computer Supplies	\$0.00	\$0.00	\$0.00	\$0.00	\$0.00
E 602-43200-208	Training and Instruction	\$500.00	\$23.00	\$500.00	\$390.00	\$750.00
E 602-43200-210	Operating Supplies (GENE	\$500.00	\$795.82	\$500.00	\$416.43	\$500.00
E 602-43200-211	Cleaning Supplies	\$0.00	\$0.00	\$0.00	\$0.00	\$0.00
E 602-43200-212	Motor Fuels	\$1,750.00	\$912.02	\$1,200.00	\$1,026.15	\$1,750.00
E 602-43200-213	Lubricants and Additives	\$750.00	\$507.12	\$500.00	\$0.00	\$500.00
E 602-43200-216	Chemicals and Chem Prod	\$0.00	\$0.00	\$0.00	\$0.00	\$0.00
E 602-43200-220	Repair/Maint Supply (GEN	\$500.00	\$259.25	\$500.00	\$48.39	\$1,000.00
E 602-43200-221	Equipment Parts	\$0.00	\$0.00	\$0.00	\$0.00	\$0.00
E 602-43200-222	Tires	\$0.00	\$0.00	\$0.00	\$0.00	\$0.00
E 602-43200-223	Building Repair Supplies	\$0.00	\$0.00	\$0.00	\$0.00	\$0.00
E 602-43200-240	Small Tools and Minor Equi	\$600.00	\$374.74	\$600.00	\$282.41	\$600.00
E 602-43200-250	Merchandise Resale (GENE	\$0.00	\$0.00	\$0.00	\$0.00	\$0.00
E 602-43200-301	Auditing and Acct g Servic	\$3,000.00	\$3,000.00	\$3,000.00	\$3,000.00	\$3,500.00
E 602-43200-303	Engineering Fees	\$0.00	\$0.00	\$0.00	\$0.00	\$0.00
E 602-43200-304	Legal Fees	\$0.00	\$0.00	\$0.00	\$0.00	\$4,000.00
E 602-43200-308	Testing/Analysis	\$1,000.00	\$668.21	\$750.00	\$844.00	\$1,000.00
E 602-43200-310	Other Professional Services	\$1,000.00	\$45.22	\$1,000.00	\$504.88	\$1,500.00
E 602-43200-321	Telephone	\$500.00	\$303.73	\$500.00	\$309.65	\$500.00
E 602-43200-322	Postage	\$500.00	\$400.53	\$500.00	\$467.27	\$500.00
E 602-43200-331	Travel Expenses	\$500.00	\$0.00	\$500.00	\$59.74	\$750.00
E 602-43200-351	Legal Notices Publishing	\$100.00	\$0.00	\$0.00	\$0.00	\$0.00
E 602-43200-354	Other Print/Binding	\$0.00	\$0.00	\$0.00	\$0.00	\$0.00
E 602-43200-361	General Liability Ins	\$2,300.00	\$2,079.20	\$2,100.00	\$1,847.16	\$2,000.00
E 602-43200-362	Property Ins	\$1,500.00	\$1,496.00	\$1,500.00	\$1,442.00	\$1,500.00
E 602-43200-363	Automotive Ins	\$0.00	\$0.00	\$0.00	\$0.00	\$0.00
E 602-43200-364	Dram Shop	\$0.00	\$0.00	\$0.00	\$0.00	\$0.00
E 602-43200-365	Other Insurance	\$0.00	\$0.00	\$0.00	\$0.00	\$0.00
E 602-43200-366	Workers Compensation Ins	\$2,500.00	\$2,351.15	\$2,200.00	\$2,330.87	\$2,500.00
E 602-43200-367	Unemployment Paid	\$0.00	\$0.00	\$0.00	\$0.00	\$0.00
E 602-43200-401	Repairs/Maint Buildings	\$0.00	\$0.00	\$0.00	\$0.00	\$0.00
E 602-43200-402	Repairs/Maint Structures	\$8,500.00	\$7,448.44	\$8,000.00	\$8,307.45	\$10,000.00
E 602-43200-403	Improvements Other Than	\$0.00	\$0.00	\$0.00	\$0.00	\$0.00
E 602-43200-404	Repairs/Maint Machinery/E	\$500.00	\$164.45	\$0.00	\$379.55	\$0.00
E 602-43200-405	Depreciation (GENERAL)	\$0.00	\$0.00	\$0.00	\$0.00	\$0.00
E 602-43200-420	Tower Lease	\$0.00	\$0.00	\$0.00	\$0.00	\$0.00
E 602-43200-422	Amorization Expense	\$0.00	\$0.00	\$0.00	\$0.00	\$0.00
E 602-43200-425	Depreciation	\$25,000.00	\$81,140.00	\$25,000.00	\$0.00	\$0.00
E 602-43200-430	Miscellaneous (GENERAL)	\$0.00	\$0.00	\$0.00	\$207.95	\$0.00
E 602-43200-433	Dues and Subscriptions	\$3,200.00	\$4,927.22	\$3,200.00	\$4,630.94	\$3,500.00
E 602-43200-437	Bad Debt Expense	\$0.00	\$0.00	\$0.00	\$0.00	\$0.00
E 602-43200-500	Capital Outlay (GENERAL)	\$0.00	\$0.00	\$0.00	\$10,000.00	\$25,000.00



CITY OF BLACKDUCK
Budget Expenditure Report 2020 Sewer/Wastewater
 City of Blackduck

Account	Last Dim Descr	2018 Budget	2018 Amt	2019 Budget	2019 YTD Amt	2020 Budget
E 602-43200-520	Buildings and Structures	\$0.00	\$0.00	\$0.00	\$0.00	\$0.00
E 602-43200-540	Heavy Machinery	\$0.00	\$0.00	\$0.00	\$0.00	\$0.00
E 602-43200-570	Office Equip and Furnishin	\$0.00	\$13.49	\$0.00	\$0.00	\$0.00
E 602-43200-580	Other Equipment	\$0.00	\$0.00	\$6,500.00	\$6,586.25	\$6,700.00
E 602-43200-600	PFA Debt Srv Prin (GENER	\$3,000.00	\$0.00	\$3,000.00	\$3,000.00	\$0.00
E 602-43200-601	Debt Srv Bond Principal	\$9,000.00	-\$0.50	\$0.00	\$0.00	\$3,000.00
E 602-43200-603	Short-Term Debt Principal	\$3,849.75	\$0.25	\$0.00	\$0.00	\$0.00
E 602-43200-608	2019 Micro Loan Prin	\$0.00	\$0.00	\$0.00	\$0.00	\$10,000.00
E 602-43200-609	2019 Micro Loan Interest	\$0.00	\$0.00	\$0.00	\$0.00	\$1,877.50
E 602-43200-610	PFA Debt Srv Interest	\$0.00	\$0.00	\$0.00	\$0.00	\$0.00
E 602-43200-611	Bond Interest	\$0.00	\$0.00	\$0.00	\$0.00	\$0.00
E 602-43200-620	Fiscal Agent s Fees	\$0.00	\$0.00	\$0.00	\$0.00	\$0.00
E 602-43200-701	Transfer to General Fund	\$0.00	\$0.00	\$0.00	\$0.00	\$0.00
E 602-43200-720	Operating Transfers	\$0.00	\$25,850.00	\$0.00	-\$10,000.00	\$0.00
Dept 43200 Sanitation (GENERAL)		\$167,163.75	\$225,930.38	\$163,000.00	\$141,445.43	\$190,710.50
		\$167,163.75	\$225,930.38	\$163,000.00	\$141,445.43	\$190,710.50

2020 SEWER RATE STUDY

X	CITY OF	Blackduck
X	POPULATION	823
X	NUMBER OF CONNECTIONS	442
X	AVE PERSONS/CONNECTION	1.86

MINNESOTA RURAL WATER ASSN
217 12th AVENUE SE
ELBOW LAKE, MN 56531
800-367-6792
Web: www.mrwa.com



EXPENSES (PER YEAR)		
X	SALARIES	\$67164.00
X	FRINGE BENEFITS	\$23919.00
X	ELECTRICITY/HEATING	\$16500.00
X	SUPPLIES	\$1200.00
X	MILEAGE/POSTAGE/GAS	\$2250.00
X	REPAIRS/MAINTENANCE	\$11600.00
X	BUILDING REPAIRS - Irrigators	\$6700.00
X	TESTS	\$1000.00
X	CONTRACTUAL	\$9000.00
X	PROFESSIONAL MEMBERSHIPS	\$3500.00
X	PRINTING/PUBLISHING	\$.00
X	PERMIT FEES	\$.00
X	SUBSCRIPTIONS	\$.00
X	CHEMICALS	\$.00
X	TRAINING EXPENSE	\$1500.00
X	CAPITAL OUTLAY	\$.00
X	BOND & INTEREST	\$3000.00
X	DEPRECIATION	\$25000.00
X	OTHER MISCELLANEOUS	\$500.00
X	OTHER INSURANCE	\$6000.00
	Telephone	\$.00

Name of person filling out this form:

Christina Regas

Telephone Number:

218-835-4810

Micro Loan Debt 2020 \$11877.50

X	TOTAL EXPENSE	\$190710.50
---	---------------	-------------

X	WATER USAGE (GALLONS SOLD LAST YEAR)	19982230			
X	WATER USAGE (GALLONS PUMPED LAST YEAR)	20729000			
	UNACCOUNTED FOR WATER	746770	3.60% unaccounted for water		
	WATER USE PER CONNECTION	45209			
	WATER USE PER CONNECTION/DAY	124			
	COST PER THOUSAND GALLONS	\$9.54			
	USAGE PER PERSON PER DAY	67	25%	50%	75%
X	YEARLY BASE RATE	\$180.00	\$225.00	\$270.00	\$315.00
X	FOR HOW MANY GALLONS		0	0	0
	ADDITIONAL YEARLY INCOME REQUIRED	\$111,151	\$91,261	\$71,371	\$51,481
	TOTAL GALLONS SOLD OVER MINIMUM ALLOWED	19982230	19982230	19982230	19982230
	COST PER ADDITIONAL THOUSAND	\$5.56	\$4.57	\$3.57	\$2.58

PLEASE FILL IN THE LINE ITEMS WHICH HAVE BEEN MARKED WITH AN "X"
 ALL OTHER CALCULATIONS WILL BE MADE AUTOMATICALLY BY THE COMPUTER

IF THE EXPENSE REPORT LINE ITEMS ARE NOT THE SAME AS YOUR SYSTEM USES, FEEL FREE TO CHANGE THEM

COMMENTS:

increase would require volume to increase to .0056/gallon or .0011/gallon sample above
 or
increase in 2020 would require a base increase of \$3 to all clasifications

CITY OF BLACKDUCK
Revenue Budget Worksheet Liquor 2020

Account Descr	2018 Budget	2018 Amt	2019 Budget	2019 YTD Amt	2020 Budget
Fund 609 MUNICIPAL LIQUOR FUND					
R 609-31300 General Sales and Use Ta	\$0.00	\$0.00	\$0.00	\$0.00	\$0.00
R 609-33400 State Grants and Aids	\$0.00	\$949.00	\$0.00	\$0.00	\$0.00
R 609-34717 Clothing/Non Sales Tax	\$4,000.00	\$2,874.77	\$4,000.00	\$2,867.68	\$2,500.00
R 609-34950 Other Revenues	\$0.00	\$1,938.00	\$0.00	\$1,033.50	\$0.00
R 609-36210 Interest Earnings	\$0.00	\$1,239.58	\$0.00	\$3,410.06	\$3,000.00
R 609-36220 Other Rents and Royalties	\$7,000.00	\$9,964.09	\$7,000.00	\$7,762.12	\$7,500.00
R 609-36240 Reimbursements	\$200.00	\$1,869.83	\$200.00	\$546.82	\$200.00
R 609-36241 NSF Payment/Reimburse	\$200.00	\$144.96	\$200.00	\$0.00	\$200.00
R 609-37811 Liquor Sales -Off Sale	\$205,000.00	\$241,782.08	\$228,000.00	\$217,802.43	\$240,000.00
R 609-37812 Beer Sales -Off Sale	\$387,000.00	\$468,926.18	\$410,000.00	\$410,547.34	\$445,000.00
R 609-37813 Wine Sales -Off Sale	\$35,000.00	\$42,937.65	\$35,000.00	\$37,113.08	\$45,000.00
R 609-37815 Other Mchds.Off Sale 6.8	\$5,500.00	\$5,463.91	\$5,500.00	\$5,601.07	\$5,500.00
R 609-37816 Ice Sales-NT	\$8,000.00	\$8,852.86	\$8,500.00	\$7,957.18	\$8,000.00
R 609-37817 Cigarette Sales - off sale	\$4,500.00	\$4,961.79	\$4,500.00	\$4,438.24	\$4,500.00
R 609-37820 Vending Machine Sales	\$4,500.00	\$4,744.35	\$4,500.00	\$3,107.65	\$3,500.00
R 609-37911 Liquor Sales -On Sale	\$90,000.00	\$114,451.02	\$100,000.00	\$109,521.90	\$106,000.00
R 609-37912 Beer Sales -On Sale	\$110,000.00	\$143,834.90	\$120,000.00	\$139,471.86	\$125,000.00
R 609-37913 Wine Sales -On Sale	\$1,000.00	\$1,248.89	\$1,000.00	\$1,394.53	\$1,500.00
R 609-37914 Soft Drinks -On Sale	\$12,000.00	\$15,593.76	\$12,000.00	\$13,157.41	\$12,000.00
R 609-37916 Cigarette Sales - on sale	\$4,500.00	\$5,074.02	\$4,500.00	\$4,717.99	\$4,500.00
R 609-37917 Food Sales	\$75,000.00	\$100,455.67	\$80,000.00	\$106,506.60	\$130,592.00
R 609-37940 Cash Over	\$0.00	\$490.77	\$0.00	\$173.03	\$0.00
R 609-39101 Sales of General Fixed As	\$0.00	\$0.00	\$0.00	\$0.00	\$0.00
R 609-39204 Intrafund Transfer	\$0.00	\$0.00	\$0.00	\$0.00	\$0.00
R 609-39331 Insurance Proceeds	\$0.00	\$0.00	\$0.00	\$0.00	\$0.00
Fund 609 MUNICIPAL LIQUOR FUND	\$953,400.00	\$1,177,798.08	\$1,024,900.00	\$1,077,130.49	\$1,144,492.00
	\$953,400.00	\$1,177,798.08	\$1,024,900.00	\$1,077,130.49	\$1,144,492.00



CITY OF BLACKDUCK
Budget Expenditure Report 2020 Liquor
 City of Blackduck

Account	Last Dim Descr	2018 Budget	2018 Amt	2019 Budget	2019 YTD Amt	2020 Budget
E 609-49750-101	Full-Time Employees Regul	\$51,027.00	\$53,167.81	\$58,398.00	\$48,232.04	\$65,952.58
E 609-49750-102	Full-Time Employees Overt	\$1,000.00	\$1,963.77	\$1,000.00	\$1,182.69	\$1,300.00
E 609-49750-103	Part-Time Employees	\$102,402.00	\$111,715.00	\$118,778.00	\$107,640.72	\$123,804.00
E 609-49750-121	PERA	\$10,900.00	\$31,570.34	\$12,996.00	\$9,842.38	\$13,959.00
E 609-49750-122	FICA	\$11,855.00	\$12,509.72	\$13,554.00	\$12,012.97	\$14,516.00
E 609-49750-131	Employer Paid Health	\$11,115.00	\$10,962.23	\$13,130.00	\$11,156.47	\$14,022.00
E 609-49750-200	Office Supplies (GENERAL)	\$750.00	\$839.51	\$750.00	\$766.71	\$900.00
E 609-49750-206	Electricity	\$23,000.00	\$22,762.70	\$23,000.00	\$19,051.45	\$23,000.00
E 609-49750-208	Training and Instruction	\$500.00	\$169.00	\$500.00	\$310.00	\$500.00
E 609-49750-210	Operating Supplies (GENE	\$11,000.00	\$17,316.99	\$11,000.00	\$16,868.26	\$12,000.00
E 609-49750-211	Cleaning Supplies	\$0.00	\$23.60	\$0.00	\$11.79	\$0.00
E 609-49750-214	Bar Supply	\$0.00	\$153.66	\$0.00	\$0.00	\$0.00
E 609-49750-223	Building Repair Supplies	\$0.00	\$125.42	\$0.00	\$0.00	\$0.00
E 609-49750-251	Liquor Expense	\$160,000.00	\$196,306.12	\$180,000.00	\$192,675.04	\$200,000.00
E 609-49750-252	Beer Expense	\$290,000.00	\$376,704.63	\$300,000.00	\$323,277.29	\$325,000.00
E 609-49750-253	Wine Expense	\$22,000.00	\$26,194.46	\$22,000.00	\$24,028.82	\$23,000.00
E 609-49750-254	Pop Expense	\$9,000.00	\$11,713.37	\$9,000.00	\$7,047.44	\$9,000.00
E 609-49750-255	Mix Expense	\$9,000.00	\$9,698.28	\$9,000.00	\$7,042.63	\$9,000.00
E 609-49750-256	Cigarettes for Resale	\$7,500.00	\$12,729.15	\$7,500.00	\$10,188.73	\$9,000.00
E 609-49750-257	Ice For Resale	\$5,000.00	\$4,709.95	\$5,000.00	\$4,188.00	\$5,000.00
E 609-49750-259	Other For Resale-Tax	\$0.00	\$187.44	\$0.00	\$798.78	\$0.00
E 609-49750-260	Food for Resale	\$60,000.00	\$63,827.44	\$60,000.00	\$63,064.41	\$60,000.00
E 609-49750-272	Clothing for Resale	\$4,000.00	\$1,302.88	\$3,000.00	\$2,145.18	\$3,000.00
E 609-49750-301	Auditing and Acct g Servic	\$6,500.00	\$6,500.00	\$6,500.00	\$6,500.00	\$6,500.00
E 609-49750-304	Legal Fees	\$200.00	\$0.00	\$0.00	\$0.00	\$0.00
E 609-49750-305	Medical Fees	\$350.00	\$329.00	\$350.00	\$276.00	\$350.00
E 609-49750-310	Other Professional Services	\$1,000.00	\$0.00	\$0.00	\$0.00	\$0.00
E 609-49750-321	Telephone	\$1,350.00	\$1,378.06	\$1,350.00	\$1,171.48	\$1,400.00
E 609-49750-322	Postage	\$300.00	\$416.27	\$350.00	\$203.50	\$400.00
E 609-49750-324	Cable Television	\$1,000.00	\$1,106.40	\$1,000.00	\$952.05	\$1,350.00
E 609-49750-327	Internet Access	\$1,000.00	\$1,054.45	\$1,000.00	\$845.63	\$1,400.00
E 609-49750-331	Travel Expenses	\$500.00	\$0.00	\$500.00	\$862.44	\$500.00
E 609-49750-333	Freight and Express	\$4,500.00	\$4,976.20	\$4,500.00	\$4,345.60	\$5,000.00
E 609-49750-340	Advertising	\$0.00	\$655.00	\$0.00	\$0.00	\$0.00
E 609-49750-343	Promotions/Entertainment	\$9,000.00	\$10,516.39	\$9,000.00	\$12,733.03	\$10,000.00
E 609-49750-351	Legal Notices Publishing	\$0.00	\$0.00	\$0.00	\$0.00	\$0.00
E 609-49750-361	General Liability Ins	\$2,300.00	\$2,114.10	\$2,200.00	\$2,277.08	\$2,300.00
E 609-49750-362	Property Ins	\$7,300.00	\$7,132.00	\$7,200.00	\$6,870.00	\$7,200.00
E 609-49750-364	Dram Shop	\$5,000.00	\$4,012.00	\$4,500.00	\$3,820.00	\$4,500.00
E 609-49750-365	Other Insurance	\$0.00	\$0.00	\$0.00	\$0.00	\$0.00
E 609-49750-366	Workers Compensation Ins	\$6,000.00	\$6,667.49	\$6,200.00	\$4,921.98	\$5,000.00
E 609-49750-367	Unemployment Paid	\$1,500.00	\$123.23	\$500.00	\$826.30	\$500.00
E 609-49750-382	Water Utilities	\$2,700.00	\$2,136.57	\$2,700.00	\$1,596.52	\$2,700.00
E 609-49750-384	Refuse/Garbage Disposal	\$6,000.00	\$5,339.57	\$6,000.00	\$4,661.55	\$6,000.00
E 609-49750-385	Sewer Utilities	\$0.00	\$0.00	\$0.00	\$0.00	\$0.00
E 609-49750-400	Repairs & Maint Cont (GEN	\$0.00	\$270.48	\$0.00	\$0.00	\$0.00
E 609-49750-401	Repairs/Maint Buildings	\$10,000.00	\$10,088.91	\$10,000.00	\$5,379.97	\$40,000.00
E 609-49750-420	Tower Lease	\$0.00	\$0.00	\$0.00	\$0.00	\$0.00
E 609-49750-425	Depreciation	\$0.00	\$13,811.00	\$0.00	\$0.00	\$0.00
E 609-49750-430	Miscellaneous (GENERAL)	\$0.00	\$369.00	\$0.00	\$216.89	\$0.00



CITY OF BLACKDUCK
Budget Expenditure Report 2020 Liquor
 City of Blackduck

Account	Last Dim Descr	2018 Budget	2018 Amt	2019 Budget	2019 YTD Amt	2020 Budget
E 609-49750-431	Cash Short	\$1,000.00	\$23.06	\$500.00	\$218.50	\$500.00
E 609-49750-432	Uncollectable Checks	\$200.00	\$378.75	\$200.00	\$0.00	\$200.00
E 609-49750-433	Dues and Subscriptions	\$3,200.00	\$5,594.66	\$3,500.00	\$4,122.02	\$3,500.00
E 609-49750-438	Bank Service Charges	\$13,500.00	\$17,805.26	\$15,500.00	\$16,886.58	\$15,500.00
E 609-49750-490	Donations to Civic Org s	\$5,000.00	\$11,934.12	\$4,000.00	\$4,217.09	\$4,000.00
E 609-49750-501	Assessment	\$0.00	\$0.00	\$0.00	\$1,203.71	\$2,554.00
E 609-49750-520	Buildings and Structures	\$0.00	\$0.00	\$0.00	\$0.00	\$15,000.00
E 609-49750-530	Improvements Other Than	\$1,000.00	\$475.87	\$0.00	\$0.00	\$0.00
E 609-49750-560	Furniture and Fixtures	\$5,000.00	\$259.49	\$5,000.00	\$390.17	\$5,000.00
E 609-49750-570	Office Equip and Furnishin	\$0.00	\$302.52	\$0.00	\$0.00	\$0.00
E 609-49750-580	Other Equipment	\$1,000.00	\$188.17	\$0.00	\$3,600.65	\$2,000.00
E 609-49750-600	PFA Debt Srv Prin (GENER	\$0.00	\$0.00	\$0.00	\$0.00	\$0.00
E 609-49750-700	Inter Fund Transfer	\$0.00	\$0.00	\$0.00	\$0.00	\$0.00
E 609-49750-701	Transfer to General Fund	\$65,000.00	\$65,000.00	\$65,000.00	\$40,000.00	\$75,000.00
E 609-49750-708	Transfer to Fire Dept Rese	\$0.00	\$0.00	\$0.00	\$0.00	\$0.00
E 609-49750-711	Transfer to Golf Fund	\$0.00	\$0.00	\$10,000.00	\$10,000.00	\$10,000.00
E 609-49750-720	Operating Transfers	\$0.00	\$0.00	\$0.00	\$0.00	\$0.00
E 609-49750-721	Transfer to Cemetary Fund	\$2,500.00	\$0.00	\$0.00	\$0.00	\$2,500.00
E 609-49750-761	Transfer to Water Fund	\$0.00	\$0.00	\$0.00	\$0.00	\$0.00
E 609-49750-762	Transfer to Sewer Fund	\$0.00	\$0.00	\$0.00	\$0.00	\$0.00
Dept 49750 Liquor Store (GENERAL)		\$953,949.00	\$1,147,611.49	\$1,016,156.00	\$1,000,630.54	\$1,143,807.58
		\$953,949.00	\$1,147,611.49	\$1,016,156.00	\$1,000,630.54	\$1,143,807.58

CITY OF BLACKDUCK
Revenue Budget Worksheet Golf 2020

Account Descr	2018 Budget	2018 Amt	2019 Budget	2019 YTD Amt	2020 Budget
Fund 613 GOLF COURSE					
R 613-31000 General Property Taxes	\$0.00	\$0.00	\$16,368.12	\$9,149.46	\$16,958.00
R 613-34710 Golf Green Fees	\$45,000.00	\$35,789.41	\$35,000.00	\$32,282.87	\$35,000.00
R 613-34711 Membership Fees	\$26,000.00	\$18,375.00	\$25,000.00	\$17,176.00	\$25,000.00
R 613-34712 Golf Rental	\$1,000.00	\$1,204.67	\$1,500.00	\$750.83	\$1,500.00
R 613-34714 Trail Fees	\$1,000.00	\$661.50	\$1,000.00	\$763.22	\$1,000.00
R 613-34715 Cart Storage Fees	\$3,000.00	\$2,152.56	\$2,000.00	\$2,406.43	\$4,550.00
R 613-34716 Golf Merchandise	\$1,700.00	\$1,766.79	\$1,800.00	\$1,532.58	\$1,500.00
R 613-34717 Clothing/Non Sales Tax	\$1,500.00	\$1,209.09	\$1,500.00	\$932.51	\$1,000.00
R 613-34718 Power Cart Rental	\$20,000.00	\$17,608.74	\$20,000.00	\$16,940.97	\$25,000.00
R 613-34719 Clubhouse Rental	\$250.00	\$862.84	\$250.00	\$575.00	\$575.00
R 613-34720 Golf Pop/Water	\$4,000.00	\$3,949.20	\$4,000.00	\$3,278.46	\$3,500.00
R 613-34721 Golf Tournament Revenue	\$0.00	\$860.00	\$0.00	\$0.00	\$0.00
R 613-34950 Other Revenues	\$0.00	\$0.00	\$0.00	\$100.00	\$0.00
R 613-36210 Interest Earnings	\$0.00	\$0.02	\$0.00	\$0.00	\$0.00
R 613-36230 Contributions and Donations	\$0.00	\$0.00	\$0.00	\$5,824.00	\$0.00
R 613-36240 Reimbursements	\$0.00	\$4,929.57	\$0.00	\$22.00	\$0.00
R 613-37912 Beer Sales -On Sale	\$7,000.00	\$5,571.40	\$6,000.00	\$4,854.64	\$5,000.00
R 613-37917 Food Sales	\$2,500.00	\$1,847.30	\$2,000.00	\$1,799.67	\$2,000.00
R 613-37940 Cash Over	\$0.00	\$78.03	\$0.00	\$63.83	\$0.00
R 613-38040 Tee Box Revenue	\$0.00	\$2,250.00	\$3,000.00	\$2,000.00	\$2,000.00
R 613-39101 Sales of General Fixed Assets	\$0.00	\$0.00	\$0.00	\$0.00	\$0.00
R 613-39203 Transfer from Other Fund	\$0.00	\$0.00	\$0.00	\$0.00	\$0.00
R 613-39269 Transfer from Liquor Fund	\$0.00	\$0.00	\$10,000.00	\$10,000.00	\$10,000.00
R 613-39310 Proceeds-Gen Obligation Bond	\$0.00	\$0.00	\$0.00	\$0.00	\$0.00
Fund 613 GOLF COURSE	\$112,950.00	\$99,116.12	\$129,418.12	\$110,452.47	\$134,583.00
	\$112,950.00	\$99,116.12	\$129,418.12	\$110,452.47	\$134,583.00




CITY OF BLACKDUCK
Budget Expenditure Report 2020 Golf
 City of Blackduck

Account	Last Dim Descr	2018 Budget	2018 Amt	2019 Budget	2019 YTD Amt	2020 Budget
E 613-49830-101	Full-Time Employees Regul	\$0.00	\$0.00	\$0.00	\$0.00	\$0.00
E 613-49830-102	Full-Time Employees Overt	\$0.00	\$0.00	\$0.00	\$0.00	\$0.00
E 613-49830-103	Part-Time Employees	\$48,650.00	\$47,841.49	\$50,000.00	\$55,994.72	\$55,000.00
E 613-49830-104	Temporary Employees Reg	\$0.00	\$0.00	\$0.00	\$0.00	\$0.00
E 613-49830-105	Temporary Employees Ove	\$0.00	\$0.00	\$0.00	\$0.00	\$0.00
E 613-49830-121	PERA	\$2,550.00	-\$5,180.97	\$3,000.00	\$2,221.72	\$2,225.00
E 613-49830-122	FICA	\$3,725.00	\$3,659.99	\$3,825.00	\$4,283.60	\$4,250.00
E 613-49830-126	Medicare	\$0.00	\$0.00	\$0.00	\$0.00	\$0.00
E 613-49830-131	Employer Paid Health	\$0.00	\$0.00	\$0.00	\$0.00	\$0.00
E 613-49830-200	Office Supplies (GENERAL)	\$0.00	\$214.43	\$0.00	\$8.75	\$0.00
E 613-49830-205	Heating Fuel	\$0.00	\$0.00	\$0.00	\$209.88	\$0.00
E 613-49830-206	Electricity	\$6,000.00	\$5,320.91	\$6,000.00	\$4,131.20	\$6,000.00
E 613-49830-207	Computer Supplies	\$0.00	\$0.00	\$0.00	\$0.00	\$0.00
E 613-49830-208	Training and Instruction	\$0.00	\$0.00	\$0.00	\$0.00	\$0.00
E 613-49830-210	Operating Supplies (GENE	\$1,000.00	\$1,349.50	\$1,000.00	\$1,564.77	\$2,200.00
E 613-49830-211	Cleaning Supplies	\$100.00	\$92.32	\$0.00	\$26.03	\$0.00
E 613-49830-212	Motor Fuels	\$3,000.00	\$3,435.30	\$3,000.00	\$2,585.93	\$3,500.00
E 613-49830-213	Lubricants and Additives	\$250.00	\$499.41	\$0.00	\$104.59	\$0.00
E 613-49830-216	Chemicals and Chem Prod	\$4,500.00	\$1,269.46	\$4,500.00	\$2,867.13	\$5,000.00
E 613-49830-220	Repair/Maint Supply (GEN	\$300.00	\$374.20	\$0.00	\$163.18	\$0.00
E 613-49830-221	Equipment Parts	\$300.00	\$1,067.38	\$0.00	\$5.36	\$0.00
E 613-49830-222	Tires	\$150.00	\$301.72	\$0.00	\$402.47	\$0.00
E 613-49830-223	Building Repair Supplies	\$100.00	\$61.81	\$0.00	\$0.00	\$0.00
E 613-49830-240	Small Tools and Minor Equi	\$500.00	\$756.49	\$0.00	\$203.54	\$0.00
E 613-49830-252	Beer Expense	\$3,000.00	\$2,811.24	\$3,000.00	\$2,764.05	\$3,000.00
E 613-49830-254	Pop Expense	\$3,000.00	\$2,188.56	\$3,000.00	\$2,377.31	\$3,000.00
E 613-49830-259	Other For Resale-Tax	\$0.00	\$0.00	\$0.00	\$0.00	\$0.00
E 613-49830-260	Food for Resale	\$1,500.00	\$1,241.88	\$1,500.00	\$1,347.46	\$1,500.00
E 613-49830-270	Golf Clubs for Resale	\$0.00	\$0.00	\$0.00	\$0.00	\$0.00
E 613-49830-271	Golf Accessories for Resale	\$500.00	\$1,771.62	\$500.00	\$1,098.43	\$1,000.00
E 613-49830-272	Clothing for Resale	\$1,500.00	\$988.00	\$500.00	\$413.53	\$500.00
E 613-49830-301	Auditing and Acct g Servic	\$1,500.00	\$0.00	\$0.00	\$0.00	\$0.00
E 613-49830-304	Legal Fees	\$0.00	\$0.00	\$0.00	\$0.00	\$0.00
E 613-49830-305	Medical Fees	\$500.00	\$564.00	\$500.00	\$368.00	\$500.00
E 613-49830-307	Management Fees	\$0.00	\$0.00	\$0.00	\$0.00	\$0.00
E 613-49830-310	Other Professional Services	\$0.00	\$500.00	\$0.00	\$0.00	\$0.00
E 613-49830-321	Telephone	\$650.00	\$534.25	\$600.00	\$509.86	\$600.00
E 613-49830-322	Postage	\$100.00	\$101.42	\$100.00	\$2.60	\$50.00
E 613-49830-324	Cable Television	\$450.00	\$482.00	\$0.00	\$347.07	\$375.00
E 613-49830-331	Travel Expenses	\$0.00	\$0.00	\$0.00	\$50.00	\$0.00
E 613-49830-340	Advertising	\$400.00	\$111.00	\$0.00	\$0.00	\$0.00
E 613-49830-351	Legal Notices Publishing	\$0.00	\$0.00	\$0.00	\$0.00	\$0.00
E 613-49830-352	General Notices and Pub I	\$0.00	\$0.00	\$0.00	\$0.00	\$0.00
E 613-49830-353	Ordinance Publication	\$0.00	\$0.00	\$0.00	\$0.00	\$0.00
E 613-49830-361	General Liability Ins	\$2,000.00	\$2,114.10	\$2,000.00	\$2,277.08	\$2,000.00
E 613-49830-362	Property Ins	\$3,550.00	\$3,651.00	\$3,600.00	\$3,520.00	\$3,600.00
E 613-49830-363	Automotive Ins	\$0.00	\$0.00	\$0.00	\$0.00	\$0.00
E 613-49830-364	Dram Shop	\$750.00	\$750.00	\$750.00	\$0.00	\$750.00
E 613-49830-365	Other Insurance	\$0.00	\$0.00	\$0.00	\$0.00	\$0.00
E 613-49830-366	Workers Compensation Ins	\$700.00	\$992.90	\$700.00	\$494.98	\$550.00



CITY OF BLACKDUCK
Budget Expenditure Report 2020 Golf
 City of Blackduck

Account	Last Dim Descr	2018 Budget	2018 Amt	2019 Budget	2019 YTD Amt	2020 Budget
E 613-49830-367	Unemployment Paid	\$5,500.00	\$4,860.00	\$5,000.00	\$4,069.00	\$4,500.00
E 613-49830-384	Refuse/Garbage Disposal	\$1,200.00	\$550.66	\$750.00	\$676.27	\$700.00
E 613-49830-385	Sewer Utilities	\$0.00	\$0.00	\$0.00	\$0.00	\$0.00
E 613-49830-400	Repairs & Maint Cont (GEN	\$0.00	\$33.25	\$0.00	\$240.08	\$0.00
E 613-49830-401	Repairs/Maint Buildings	\$1,000.00	\$1,651.85	\$1,000.00	\$1,144.70	\$1,200.00
E 613-49830-402	Repairs/Maint Structures	\$0.00	\$28.92	\$0.00	\$0.00	\$0.00
E 613-49830-403	Improvements Other Than	\$0.00	\$1,281.34	\$0.00	\$0.00	\$0.00
E 613-49830-404	Repairs/Maint Machinery/E	\$4,000.00	\$7,708.67	\$4,000.00	\$8,351.97	\$5,000.00
E 613-49830-406	Maintenance Course Prope	\$4,000.00	\$7,435.53	\$3,000.00	\$8,728.67	\$3,000.00
E 613-49830-416	Vehicles Rentals	\$0.00	\$0.00	\$0.00	\$0.00	\$0.00
E 613-49830-418	Other Rentals	\$0.00	\$0.00	\$0.00	\$0.00	\$0.00
E 613-49830-419	Golf Cart Lease	\$0.00	\$0.00	\$0.00	\$0.00	\$0.00
E 613-49830-420	Tower Lease	\$0.00	\$0.00	\$0.00	\$0.00	\$0.00
E 613-49830-422	Amorization Expense	\$0.00	\$53.00	\$0.00	\$0.00	\$0.00
E 613-49830-425	Depreciation	\$0.00	\$21,173.00	\$0.00	\$0.00	\$0.00
E 613-49830-430	Miscellaneous (GENERAL)	\$0.00	\$0.00	\$0.00	\$0.00	\$0.00
E 613-49830-431	Cash Short	\$0.00	\$157.14	\$0.00	\$314.20	\$150.00
E 613-49830-432	Uncollectable Checks	\$0.00	\$0.00	\$0.00	\$0.00	\$0.00
E 613-49830-433	Dues and Subscriptions	\$1,300.00	\$2,467.88	\$1,500.00	\$2,826.16	\$1,500.00
E 613-49830-438	Bank Service Charges	\$1,500.00	\$1,168.95	\$1,000.00	\$1,266.34	\$1,300.00
E 613-49830-465	Sales Tax Receipts	\$0.00	\$0.00	\$0.00	\$0.00	\$0.00
E 613-49830-490	Donations to Civic Org s	\$0.00	\$0.00	\$0.00	\$0.00	\$0.00
E 613-49830-530	Improvements Other Than	\$0.00	\$0.00	\$0.00	\$0.00	\$0.00
E 613-49830-550	Motor Vehicles	\$0.00	\$0.00	\$0.00	\$0.00	\$1,500.00
E 613-49830-560	Furniture and Fixtures	\$0.00	\$0.00	\$0.00	\$0.00	\$0.00
E 613-49830-580	Other Equipment	\$0.00	\$0.00	\$0.00	\$0.00	\$0.00
E 613-49830-599	Leasehold Improvements	\$0.00	\$0.00	\$0.00	\$0.00	\$0.00
E 613-49830-601	Debt Srv Bond Principal	\$10,000.00	\$0.00	\$10,000.00	\$10,000.00	\$10,000.00
E 613-49830-603	Short-Term Debt Principal	\$0.00	\$0.00	\$12,000.00	\$12,000.00	\$13,000.00
E 613-49830-610	PFA Debt Srv Interest	\$1,062.50	-\$766.00	\$937.50	\$937.50	\$811.50
E 613-49830-611	Bond Interest	\$0.00	\$0.00	\$0.00	\$0.00	\$0.00
E 613-49830-613	Short-Term Debt Interest	\$4,365.83	\$4,365.50	\$2,175.00	\$2,175.00	\$1,862.50
E 613-49830-701	Transfer to General Fund	\$0.00	\$0.00	\$0.00	\$0.00	\$0.00
Dept 49830 Golf Course (GENERAL)		\$125,153.33	\$132,035.10	\$129,437.50	\$143,073.13	\$140,124.00
		\$125,153.33	\$132,035.10	\$129,437.50	\$143,073.13	\$140,124.00



Blackduck Golf Course Celebrating 80 Years in Blackduck
20857 Blackduck Lake Road NE Blackduck, MN 56630 (218) 835-7757

Golf Course Revenue Proposed Rates for 2020:

Increase Green Fees to \$16/per 9 holes M-S

Increase Cart Rental to \$24/per person 9-holes M-S

Increase Seasonal Cart Storage Rate (after construction of new shed) \$325

Offer seasonal cart storage 2019 rate of \$210 to all existing members for 2020 for 5 years (paid up front)
(potential revenue of \$14,700)

Promote Cart Storage for winter off season non-members 6-months for \$175 October - April
(space limited to open spaces only)

Promote Daily Cart Storage during regular season to resorts and campgrounds for \$10/day w/o electric hook-up
or \$15 w/electrical hook up



CITY OF BLACKDUCK RESOLUTION NO: 2019-01

A RESOLUTION ADOPTING A SCHEDULE OF FEES AND CHARGES FOR VARIOUS SERVICES, LICENSES, & PERMITS FOR THE CITY OF BLACKDUCK, MINNESOTA

WHEREAS, the City Council of the City of Blackduck has amended and supplemented to be its City Code and that code permits the City to adopt by resolution a schedule of fees and charges for various services, licenses, and permits.

NOW THEREFORE, the City Council of the City of Blackduck, Minnesota ordains:

Section 1. All fees and charges in effect as of date of the adoption of the city code for the City shall remain in effect unless otherwise modified by the provisions of the ordinance. All citations below are to various sections of the city code unless otherwise indicated.

Section 2. The following are the fees and charges for the permits, licenses and services listed below which are referenced to the section of the city code which authorizes their establishment.

General

1. The fee for an open burning permit pursuant to §900.64 shall be \$10.00.
2. The fee for dog licenses pursuant to § 920.02 shall be \$5.00 for a spayed females or neutered male dog and \$10.00 for any non-spayed or neutered dog.
3. The fee for a theatre license pursuant to §1110.01 shall be \$15.00.
4. The fee for a billiards or pool license pursuant to §1110.01 shall be \$10.00.
5. The fee for Sexually Oriented Businesses License pursuant to §1160.06 shall be \$1000.00.
6. The fee for a Peddlers and/or Solicitors License pursuant to §1130.02 shall be \$100.00.

Land Use:

7. The fee for an excavation permit pursuant to §930.25 shall be \$100.00.
8. The fee for an obstruction permit pursuant to §930.25 shall be \$25.00.
9. The fee for a land use permit pursuant to § 1560.12 shall be \$50.00.
10. The fee for a conditional use permit pursuant to § 1560.12 shall be \$150.00.
11. The fee for a variance pursuant to § 1560.12 shall be \$125.00.
12. The fee for a zoning amendment pursuant to § 1560.12 shall be \$125.00.
13. The fee for a planned unit development or subdivision permit pursuant to § 1560.12 shall be \$200.00.
14. The fee for a land division request pursuant to §1560.12 shall be \$30.00.
15. The fee for code violation pursuant to § 1560.11 shall be \$50.00.
16. The fee for no land use permit pursuant to § 1561.02 shall be ~~\$50.00~~ \$100

Cemetery:

17. The fee for a single grave space pursuant to § 600.03 shall be \$250.00 of which \$187.50 shall be allocated to the Cemetery Fund and \$62.50 shall be allocated to the Perpetual Care Fund.
18. The fee for vault rental pursuant to § 600.03 shall be \$100.00 if burial @ Lakeview Cemetery, or \$175 if not.



CITY OF BLACKDUCK

RESOLUTION NO: 2019-01

19. The fee for conduct violation pursuant to § 600.06 shall be \$25.00

Rental:

20. The fee for a rental housing license pursuant to § 1150.08 shall be \$30.00.
21. The fee for a single-family rental dwelling inspection pursuant to § 1150.08 shall be \$75.00 for the first inspection and \$50.00 for all follow-up inspections.
22. The fee for a multi-family dwelling inspection pursuant to § 1150.08 shall be \$75.00 per apartment or unit for the first inspection and \$50 for all follow-up inspections.

Liquor Licensing:

23. The fee for a Club License pursuant to §1560.12 shall be based on club membership as follows: Under 200 members - \$300.00; 201-500 members - \$500.00; 501-1,000 members - \$650.00; 1,000-2,000 members - \$800.00.
24. The fee for an On Sale Intoxicating Liquor License pursuant to §1120.23 shall be \$1700.00
25. The fee for an On Sale 3.2 Beer License pursuant to §1120.23 shall be \$150.00.
26. The fee for an Off-sale 3.2 Beer License pursuant to §1120.23 shall be \$50.00
27. The fee for a Wine Permit pursuant to §1120.23 shall be \$150.00.
28. The fee for a special event On-Sale Liquor shall be \$25.00.

Water/Sewer:

29. The monthly water base fee for a Residential/ Low Volume User (5/8"-3/4" Meter) shall be \$15.00.
30. The monthly water base fee for a Multi-Family Dwelling Unit shall be \$10.00 per unit.
31. The monthly water base fee for a Large Volume User shall be \$25.00.
32. The monthly sewer base fee for a Residential/Low Volume User (5/8"-3/4" Meter) shall be \$15.00.
33. The monthly sewer base fee for a Multi-Family Dwelling Unit shall be \$10.00 per unit.
34. The monthly sewer base fee for a Large Volume User shall be \$25.00.
35. The fee for water shall be \$0.0066 per gallon.
36. The fee for sewer shall be \$0.0042 per gallon.
37. The fee for bulk water shall be a \$50.00 minimum for each connection to the public water system, which will include 1,000 gallons, thereafter \$20.00 per thousand gallons.
38. The fee for an account setup shall be \$25.00.
39. The fee for reading a meter shall be \$25.00.
40. All water meters shall be reimbursed at cost.
41. The fee for gaskets shall be reimbursed at cost.
42. The fee for labor to replace a water meter shall be \$25.00.
43. The fee for Disconnection shall be \$25.00.
44. The Tap fee for Water connection shall be \$250
45. The fee for Septic Load Discharge will be \$25 per load.
46. The fee for a Sanitary Sewer Discharge Permit shall be \$100.00.
47. Late fee/Penalty Charge shall be \$5.00.
48. Minnesota State Drinking Water Fee shall be \$9.72/annually.



CITY OF BLACKDUCK

RESOLUTION NO: 2019-01

Pine Tree Park Campground:

49. The fee for picnic shelter reservations shall be \$35.00.
50. The fee for RV campsites with electric and water shall be ~~\$28.00~~ \$30.00 per night
51. The fee for primitive campsites with electric shall be ~~\$25.00~~ \$28.00 per night
52. The fee for primitive campsites w/o electric and water shall be ~~\$20.00~~ \$22.00 per night
53. The fee for RV sanitary dump shall be ~~\$40.00~~ \$15.00.
54. The fee for violation of pine tree park regulations pursuant to §195 shall be \$50.00.

Additional Ordinance's

55. The fee for Animals Running at Large pursuant to § 920.02 Subd. 1 shall be \$25.00 for the 1st offense; \$50 for a 2nd offense; & \$60 for a 3rd offense.
56. The fee for Dangerous Animals pursuant to §920.11 shall be \$60.
56. The fee for Habitual Barking Dog pursuant to § 920.07 Subd. 1 shall be \$25.00.
57. The fee for Failure to License Dogs pursuant to § 920.02 Subd. 2 shall be \$25.00.
58. The fee for Lurking or Loitering pursuant to § 209 shall be \$50.00.
59. The fee for Curfew Violation pursuant to § 27.00 shall be \$50.00.
60. The fee for Public Nuisance – 1st offence pursuant to § 900.15 shall be \$25.00.
61. The fee for Public Nuisances Affecting Peace & Safety pursuant to §900.18 V.(1) Noises prohibited shall be \$60
62. The fee for Parking Violations pursuant to §710.01 shall be \$25.00
63. The fee for Impeding Snow Removal pursuant to § 710.07 shall be \$25.00
64. The fee for Time Limitations on Parking Restriction pursuant to § 710.05 shall be \$20.00.
65. The fee for Snow Removal Parking Restriction pursuant to §710.06 shall be \$20.00.
66. The fee for Snow Emergency pursuant to § 710.08 shall be \$25.00.
67. The fee for Material on the Sidewalk pursuant to § 930.03 shall be \$25.00.
68. The fee for Obstruction of Streets pursuant to § 930.02 shall be \$50.00.
69. The fee for Failure to Obtain Permit to Excavate in Street, Etc. pursuant to § 930.22 Subd. 1 shall be \$75.00
70. The fee for Failure to Stop at Intersections pursuant to §700.03 shall be \$75.00.
71. The fee for Excessive Noise pursuant to § 700.07 Subd 1&2 shall be \$50.00.
72. The fee for U-Turns pursuant to § 700.06 shall be \$60.00
73. The fee for Exhibition Driving pursuant to §700.08 shall be \$60.00
74. The fee for Cruising pursuant to § 700.09 shall be \$60.00.
75. The fee for Motor Vehicle Noise pursuant to §700.10 shall be \$60.00/
76. The fee for Snow Mobile and ATV Restriction pursuant to § 720.05 shall be \$60.00.
77. The fee for Persons under 18 – Snowmobile pursuant to § 720.06 shall be \$60.00.
78. The fee for failing to Stop or Yield pursuant to §720.07 shall be \$60.00.
79. The fee for Unauthorized Use of Motor Vehicle on Trail pursuant to §740.03 Subd 1 shall be \$60.00.
80. The fee for Unauthorized Use of Snowmobile on Trail pursuant to § 740.03 Subd 2 shall be \$60.00.
81. The fee for Disobeying Stop Sign pursuant to § 740.03 subd 3A shall be \$60.00.



CITY OF BLACKDUCK

RESOLUTION NO: 2019-01

82. The fee for Failing to Yield Right-of-Way pursuant to §740.03 Subd 3D shall be \$60.00.
83. The fee for Littering pursuant to § 740.06 Subd. 3 shall be \$25.00.
84. The fee for Consumption in Public Places pursuant to §1120.05 shall be \$60.00.
85. The fee for Intoxicating Liquor Sale to Minors pursuant to §1120.06 shall be \$60.
86. The fee for Discharge of Gun/Firework in the City Limits of Blackduck pursuant to §1300.02 shall be \$60.
87. The fee for Curfew Violation pursuant to §1300.03 shall be \$25 for a 1st offense; \$50 for a 2nd offense; & \$60 for a 3rd offense.
88. The fee for Disorderly Conduct pursuant to §1300.07 shall be \$60.

Other Miscellaneous Fees:

89. The fee for Concession for profit vendors at the Wayside Rest shall be \$10.00 with electric.
90. The fee for copies shall be \$0.15.
91. The fee for faxes shall be \$1.00 for the first page and \$.15 for each additional page.
92. The fee for impounded automobiles shall be \$45.00 per day
93. The fee for Club House rental is \$100.00 for 6 hours.
94. The fee for a Notary shall be \$2.00.

Revised & Adopted by the City Council of the City of Blackduck on January 6th, 2020.

Approved:

Rudy Patch, Mayor

Christina Regas – City Administrator